

INTERLUDE® XL® High Recycled Content 9/16" Dimensional Tee Suspension System



Interlude XL suspension system

This dimensional 9/16" suspension system offers high-recycled content for improved LEED® credits.


KEY SELECTION ATTRIBUTES

- Seismic Rx® Suspension System saves time and money; offer an ICC-ES approach to installations (ESR-1308)
- Hot-dipped galvanized coating inhibits red rust better than electrogalvanized or painted systems
- Interlude® XL® High Recycled Content (HRC) suspension system is part of the Sustain Portfolio, meets stringent Sustain requirements, and contributes to improved LEED credits
- CleanAssure™ family of products – includes disinfectable panels, suspension systems, and trim (Cleaning and CDC-approved disinfecting options available on armstrongceilings.com/cleaning)
- Rotary-stitched during manufacture for additional torsional strength and extra stability during installation
- XL® staked-on end detail provides secure locked connection
- Unlimited intersections for flexibility of cross tee placement
- Accommodates virtually any fixture, especially 12" x 48" light fixtures and air handling
- 10-Year Limited System Warranty; 30-Year Limited Ceiling Systems Warranty when used with HumiGuard® Plus products
- Some items available in metric sizes
- Made-to-order main beams and cross tees can be ordered with special sizing and rout spacing for your project needs in one carton minimum
- Continuous rolled single piece system
- Blizzard White powder-coated finish coordinates with Calla®, Optima®, Ultima®, and Lyra® ceiling panels for a clean, seamless, monolithic installed visual
- Linear lighting integration is easy with made-to-order main-beam-to-cross-tee adapters, rout spacing, miter spacing, and short cross tees (3" to 6" lengths)
- 10-Year replacement items available
- Build America, Buy America (BABA) Act Compliant

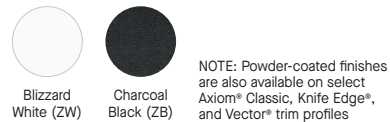


COLORS AND FINISHES Due to printing limitations, shade may vary from actual product.

Standard



Powder-Coated Finishes



* Colors that are pre-qualified to meet Sustain™ portfolio requirements are available upon request.
Other made-to-order colors must be evaluated if sustainability criteria is required. Lead time will increase.
NOTE: 360° paint finishes and custom colors available as special order.

VISUAL SELECTION

Item No. ♦	Description	Rout Spacing	Dimensions (Inches)	HANGER SPACING* LBS/LF				
				1 Ft.	2 Ft.	4 Ft.	5 Ft.	
INTERLUDE XL 9/16"	6100HRC_ _ ♦	12' ID Main Beam	6" O.C.	144 x 9/16 x 1-3/4"	N/A	N/A	12.6	N/A
	6101HRC_ _	12' HD Main Beam	6" O.C.	144 x 9/16 x 1-3/4"	N/A	N/A	16.79	N/A
	610010HRC_ _ ♦	9/16" 10' Main Beam	6" O.C.	120 x 9/16 x 1-3/4"	N/A	N/A	12.6	N/A
	XL6180HRC_ _ ♦	8' Cross Tee	12" O.C.	96 x 9/16 x 1-3/4"	N/A	N/A	12.6	N/A

PERFORMANCE

Fire Gaurd™	Seismic Category	CleanAssure™ Disinfectable Grid		
		Fog	Spray	Wipe
N/A	N/A	*	*	*

PACKAGING

PCS/CTN	LF/CTN
20	240
20	240
20	200
20	160

Made-to-Order main beams and cross tees can be ordered with special sizes, rout spacing, and colors for your project needs in one carton minimums.
♦ Simple Span
♦ When specifying or ordering items with a color or finish, add the two- or three-letter suffix to the end of the item number (e.g. 6101HRC_LG_ - Light Grey)
♦ Available in White (WH), Blizzard White, and Charcoal Black powder-coated finishes only

Dots represent high level of performance.

ASTM Class
HD - Heavy-duty
ID - Intermediate-duty
LD - Light-duty



INTERLUDE® XL®

High Recycled Content

9/16" Dimensional Tee Suspension System



RECYCLED CONTENT

UP TO 61%

LEED V5

COMMON MATERIALS FRAMEWORK

Human Health **Declare Label**
HPD
3rd Party CDPH

Ecomedes Data

Climate Health **EPD**
Ecosystem Health **EPD**
Circular Economy **✓**

VISUAL SELECTION

Item No. ♦	Description	Rout Spacing	Dimensions (Inches)	HANGER SPACING* LBS/LF			
				1 Ft.	2 Ft.	4 Ft.	5 Ft.
INTERLUDE® XL® 9/16"	XL6190HRC_ _ ❖	6' Cross Tee	12" O.C. 72 x 9/16 x 1-3/4"	N/A	N/A	12.6	N/A
	XL6150AHRC_ _ ❖	5' Cross Tee	6", 20", 30" O.C. 60 x 9/16 x 1-3/4"	N/A	N/A	N/A	5.8
	XL6140HRC_ _ _	4' Cross Tee	12" O.C. 48 x 9/16 x 1-3/4"	3.0	N/A	12.6	N/A
	XL6170HRC_ _ ❖	2.5' Cross Tee	N/A 30 x 9/16 x 1-3/4"	38.8	N/A	N/A	N/A
	XL6120HRC_ _ _	2' Cross Tee	N/A 24 x 9/16 x 1-3/4"	N/A	66.89	N/A	N/A
	XL6110HRC_ _ ❖	1' Cross Tee	N/A 12 x 9/16 x 1-3/4"	66.89	N/A	N/A	N/A

PERFORMANCE

Fire Gaurd™	Seismic Category	CleanAssure™ Disinfectable Grid		
		Fog	Spray	Wipe
N/A	*	*	*	*
N/A	*	*	*	*
N/A	*	*	*	*
N/A	*	*	*	*
N/A	*	*	*	*
N/A	*	*	*	*

PACKAGING

PCS/CTN	LF/CTN
20	120
60	300
60	240
60	150
60	120
120	120

Size Capabilities	9/16" Interlude XL
NOTE: Up to 6 weeks for color and size combinations.	
1 Ctn Min FASTSIZE 2 WEEKS order to ship	
Main Beam Length	N/A
Cross Tee Length	N/A
36" - 144"	3" - 144"
Rout spacing 3" from ends, 4" thereafter	

Made-to-Order main beams and cross tees can be ordered with special sizes, rout spacing, and colors for your project needs in one carton minimums.

- * Simple Span
- ♦ When specifying or ordering items with a color or finish, add the two- or three-letter suffix to the end of the item number (e.g. XL6140HRC L G _ - Light Grey)
- ❖ Available in White (WH), and Blizzard White and Charcoal Black powder-coated finishes only

Dots represent high level of performance.

ASTM Class
HD - Heavy-duty
ID - Intermediate-duty
LD - Light-duty

VISUAL SELECTION

Item No. ♦	Description	Rout Spacing	Dimensions (Inches)	HANGER SPACING* LBS/LF			
				2 Ft.	4 Ft.	5 Ft.	
INTERLUDE XL HRC items for TechZone® Ceiling Systems 9/16"	6195AHRC_ _ ❖	126" HD Main Beam	10", 30", 50", 70", 90", 110", 116"	126 x 9/16 x 1-3/4"	N/A	16.79	N/A
	6127AHRC_ _ ❖	120" HD Main Beam	15", 42", 48", 75", 102", 108"	126 x 9/16 x 1-3/4"	N/A	16.79	N/A
	XL6164AHRC_ _ ❖	54" Cross Tee	6", 27", 48"	54 x 9/16 x 1-3/4"	N/A	9.2 at 4.5'	N/A
	XL6162HRC_ _ ❖	42" Cross Tee	N/A	42 x 9/16 x 1-3/4"	N/A	20 at 3.5'	N/A
	XL6167HRC_ _ ❖	27" Cross Tee	N/A	27 x 9/16 x 1-3/4"	49.32	N/A	N/A
	XL6106HRC_ _ ❖	6" Cross Tee	N/A	6 x 9/16 x 1-3/4"	N/A	N/A	N/A
	XL6104HRC_ _ ❖	4" Cross Tee	N/A	4 x 9/16 x 1-3/4"	N/A	N/A	N/A

PERFORMANCE

Fire Gaurd™	Seismic Category	CleanAssure™ Disinfectable Grid		
		Fog	Spray	Wipe
N/A	*	*	*	*
N/A	*	*	*	*
N/A	*	*	*	*
N/A	*	*	*	*
N/A	*	*	*	*
N/A	*	*	*	*

PACKAGING

PCS/CTN	LF/CTN
20	210
20	200
60	270
60	210
60	135
60	30
60	20

NOTE: Additional Interlude XL items for TechZone® Ceiling Systems are listed in the TechZone Technical Guide (BPCS-4486). Available online at armstrongceilings.com/techzone

- ♦ When specifying or ordering items with a color or finish, add the two-letter suffix to the end of the item number (e.g. 6195AHRC Z W - Blizzard White)
- ❖ Available in White (WH), and Blizzard White and Charcoal Black powder-coated finishes only

Dots represent high level of performance.

ASTM Class
HD - Heavy-duty
ID - Intermediate-duty
LD - Light-duty



INTERLUDE® XL®

High Recycled Content

9/16" Dimensional Tee Suspension System



RECYCLED CONTENT

UP TO 61%

LEED V5

Ecomedes Data

COMMON MATERIALS FRAMEWORK

Human Health	Declare Label	Climate Health	EPD
	HPD	Ecosystem Health	EPD
	3rd Party CDPH	Circular Economy	✓

VISUAL SELECTION

Item No. ♦	Description	Rout Spacing	Dimensions (Inches)	HANGER SPACING* LBS./LFT	
				4 Ft.	5 Ft.
SUPRAFINE XL 360° Painted Grid to match Axiom® Trim 9/16"					
AX75003_ _ _	12' ID Main Beam, Routs 6" O.C.	N/A	144 × 9/16 × 1-11/16"	12.75	5.74
AX75013_ _ _	12' ID Main Beam, Routs 6" O.C.	N/A	144 × 9/16 × 1-11/16"	16.86	10.62
AX75103_ _ _	1' Cross Tee	N/A	12 × 9/16 × 1-11/16"	51.83	N/A
AX75203_ _ _	2' Cross Tee	N/A	24 × 9/16 × 1-11/16"	51.83	N/A
AX75703_ _ _	30" Cross Tee	N/A	30 × 9/16 × 1-11/16"	28.67	N/A
AX75403_ _ _	4' Cross Tee	N/A	48 × 9/16 × 1-11/16"	10.34	N/A
AX75583_ _ _	5' Cross Tee	6", 20", and 30" from ends	60 × 9/16 × 1-11/16"	N/A	5.80

PERFORMANCE

Fire Gaurd™	Seismic Category	CleanAssure™ Disinfectable Grid		
		Fog	Spray	Wipe
N/A	N/A	*	*	*
N/A	N/A	*	*	*
N/A	N/A	*	*	*
N/A	N/A	*	*	*
N/A	N/A	*	*	*
N/A	N/A	*	*	*
N/A	N/A	*	*	*

PACKAGING

Pieces/ Carton	LFT/ Carton
20	240
20	240
120	120
60	120
60	150
60	240
60	300

Dots represent high level of performance.

ASTM Class
HD - Heavy-duty
ID - Intermediate-duty
LD - Light-duty

- * Simple Span
- ♦ When specifying or ordering items with a color or finish, add the two- or three-letter suffix to the end of the item number (e.g. AX75003 L G _ - Light Grey)
- ❖ Items available in Blizzard White and Charcoal Black powder-coated finishes only

VISUAL SELECTION

Item No. ♦	Description	Length	(A) Flange	(B) Flange	(C) Reveal
7800HRC	12' Hemmed Angle Molding	144"	7/8"	7/8"	N/A
7804HRC	12' Hemmed Angle Molding	144"	9/16"	7/8"	N/A
7873_ _ ❖	10' Shadow Molding	120"	9/16"	15/16"	3/8"
7874_ _ ❖	10' Shadow Molding	120"	9/16"	15/16"	1/4"
7877_ _ ❖**	10' Seismic Shadow Molding	120"	15/16"	15/16"	1/4"
7878_ _ **	10' Seismic Shadow Molding	120"	15/16"	15/16"	3/8"
7850_ _ ❖	12' Hemmed Angle Molding	144"	1-1/8"	7/8"	N/A

PACKAGING

Pieces/ Carton	LFT/ Carton
30	360
30	300
30	360
30	300
30	300
30	300
30	360

- ** Suitable for IBC Category D,E,F installations using Armstrong® Seismic Rx® suspension system and BERC2 Clip
- ♦ When specifying or ordering items with a color or finish, add the two- or three- letter suffix to the end of the item number (e.g. 7878 L G _ - Light Grey)
- ❖ Available in White (WH). Powder-coated finishes are available in Blizzard White and Charcoal Black.

MAXIMUM FIXTURE WEIGHT

Drawing Key: Main beam (↑) Cross tee (---) Hanger wire (+)

Configuration	Item No.	Fixture		Planning Module		Hanger Spacing		Maximum Weight	
		A	B	A	B	A	B	A	B
Main Beam to Main Beam	6100HRC	24" x 48"	N/A	48" x 48"	N/A	48"	N/A	75.0 lbs.	N/A
Cross Tee to Cross Tee	XL6140HRC	24" x 48"	24" x 24"	48" x 48"	48" x 48"	48"	48"	75.0 lbs.	75.0 lbs.

Main Beams tested as follows: 6100 tested at 12.6 lbs./LFT to 1/360 of 4' span.

Cross tees tested as follows: XL6140 tested at 12.6 lbs./LFT to 1/360 of 4' span.

Fixtures weighing more than 56 lbs. should be independently supported. Fixture weight is based on single fixture only. For end-to-end fixtures or other configurations not shown, consult your Armstrong Ceilings representative.

NOTE: The above data is based on 48" hanger wire spacing, board weight of 1 lb./SF, maximum deflection of tees not to exceed 1/360 of the span, and suspension system installed in accordance with ASTM C636.



SUSPENSION SYSTEMS - Standard

INTERLUDE® XL®

High Recycled Content

9/16" Dimensional Tee Suspension System



RECYCLED
CONTENT

UP TO
61%

LEED V5

Ecomedes Data

COMMON MATERIALS FRAMEWORK

Human Health **Declare Label**
HPD
3rd Party CDPH

Climate Health **EPD**
Ecosystem Health **EPD**
Circular Economy **✓**

ACCESSORIES AND ADAPTERS

Item No.	Description	Pieces/ Carton
BERC2	2" Beam End Retaining Clip Allows you to create a code compliant Seismic D, E, F ceiling installation while eliminating the need to use 2" wall molding or spreader bars.	
BERC2	Steel	200
FZBERC2	Steel	50
ALBERC2	Aluminum	200
FZALBERC2	Aluminum	50
STAC	Single Tee Adapter Clip Used to create code compliant non-seismic and seismic C and D, E, F off-module main beam to cross tee connections.	
STAC		120
FZSTAC		50
C1430	Variable Placement Hook Clip Attach to T-Bar to create special length tees and position anywhere along the main beams.	
C1430		120
FZC1430		50

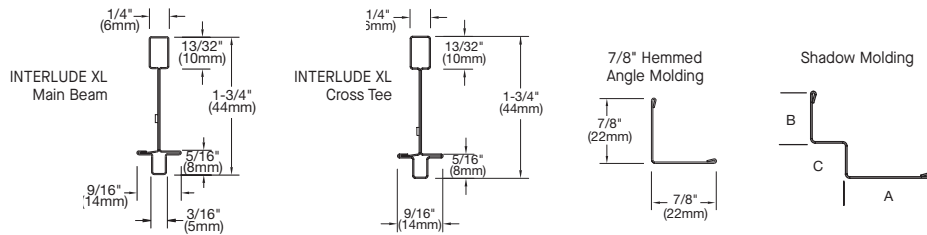
Item No.	Description	Pieces/ Carton
IES3	Interlude Expansion Sleeve	
IES3		200
FZIES3		50
GCWA	Grip Clip Wall Attachment Joins main beam or cross tee to wall molding via locking barbs without pop rivets or screws.	
GCWA		250
FZGCWA		50
GA6199HRC	9" & 15" Grid Adapter	30

DETAILS



INTERLUDE® XL®
Main Beam

INTERLUDE XL
Cross Tee



SEISMIC PERFORMANCE

Main Beams
6101HRC, 6127AHRC, 6195AHRC
Minimum Lbs. To Pull Out Compression/Tension
329.0

Cross Tees
XL6110HRC, XL6120HRC, XL6140HRC, XL6150AHRC, XL6161HRC, XL6162HRC, XL6164AHRC, XL6167HRC, XL6170HRC, XL6180HRC, XL6190HRC
Minimum Lbs. To Pull Out Compression/Tension
373.0

ICC Reports
For areas under ICC jurisdiction, see ICC evaluation report number ESR-1308 for allowable values and/or conditions of use concerning the suspension system components listed on this page. The report is subject to reexamination, revisions, and possible cancellation.
To derive maximum lbs/SF, divide the on-center spacing of the component into the lbs/LF given in the load test data table.

PHYSICAL DATA

Material
Hot-dipped galvanized steel
Surface Finish
Baked polyester paint or powder-coated finish
Manufactured and tested in accordance with ASTM C635
Face Dimension
9/16"
Profile
Dimensional tee

Cross Tee/Main Beam Interface
Flush fit and center protrusion
Design Considerations
Physical product samples for standard and custom colors are available upon request. Please refer to the physical product sample prior to making a final selection. While we strive to ensure exact color matches, various factors such as differences in materials, texture, substrate porosity, painting processes, lighting, and observer subjectivity can all affect how paint colors appear on ceiling and wall panels, suspension systems, and trim products. Due to these and other differences, ceiling and wall panels, trim products, and suspension systems with the same color name will coordinate but may not be an exact color match. Product is dye-lotted. Order sufficient initial quantities and attic stock to minimize possible color variation.

All acoustical grid and Axiom trim accessories (a.k.a. clips) are supplied as unpainted items. Exposed clips will need to be field painted after installation, if required for the project. This ensures accessories meet the tested performance criteria and adhere to AWI installation instructions and warranted products or systems.
End Detail
Main Beam: Coupling
Cross Tee: Staked-on XL clip
Duty Classification
Intermediate or Heavy-duty
Cleaning & Disinfecting
Cleaning and CDC-approved disinfecting options available on armstrongceilings.com/cleaning