

Features

- Single handle controls both on/off activation and temperature settings.
- 8-3/4" (222 mm) stationary spout reach.
- 1.2 gpm (4.5 lpm) maximum flow rate at 60 psi (4.14 bar).
- KOHLER® ceramic disc valves exceed industry longevity standards, ensuring durable performance for life.
- Coordinates with other products in the Avid collection.

Material

- Premium metal construction for durability and reliability.
- KOHLER finishes resist corrosion and tarnishing.

Installation

- Wall-mount.

Optional Products/Accessories

K-7107 Decorative Drain
K-7108 Decorative Drain
K-7114 Pop-Up Drain
K-7114-A Pop-Up Drain
K-7124 Pop-Up Clicker Drain
K-7124-A Pop-Up Clicker Drain
K-7127 Drain
K-7127-A Drain
K-7129 Drain
K-7129-A Drain

Included Components

Additional Components:
1322337 Single-control wall-mount valve



ADA

CSA B651

OBC

Codes/Standards



ASME A112.18.1/CSA B125.1
NSF/ANSI 61
NSF/ANSI 372
All applicable US Federal and State material regulations
DOE - Energy Policy Act 1992
EPA WaterSense®
California Energy Commission (CEC)
ADA
ICC/ANSI A117.1
CSA B651
OBC

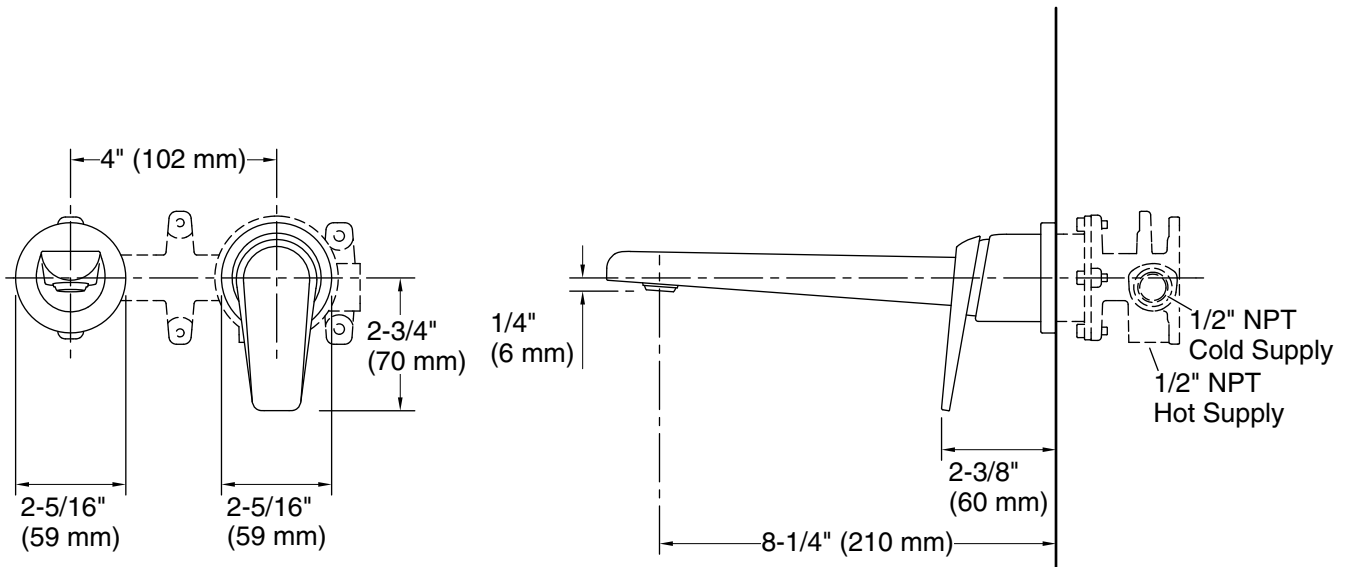
KOHLER® One-Year Limited Warranty

See website for detailed warranty information.

Available Colors/Finishes

Color tiles intended for reference only.

Color	Code	Description
	CP	Polished Chrome
	BN	Vibrant® Brushed Nickel



Technical Information

All product dimensions are nominal.

Faucet:

Flow rate: 1.2 gal/min (4.5 l/min)
Pressure: 60 psi (4.1 bar)
Valve body: Cast brass
Drain included: No

Spout:

Spout reach: 8-1/4" (210 mm)

Notes

Install this product according to the installation instructions.

ADA, OBC, CSA B651 compliant when installed to the specific requirements of these regulations.