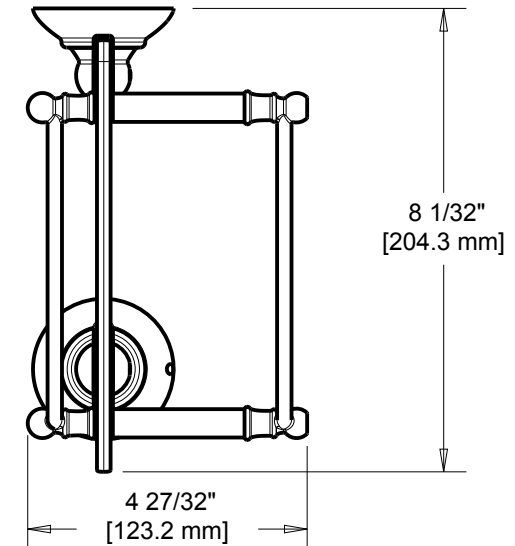
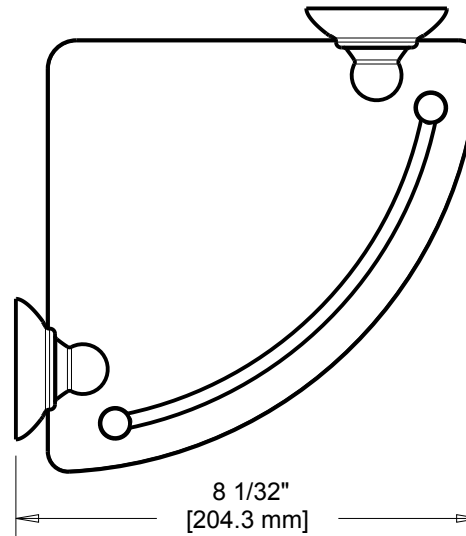
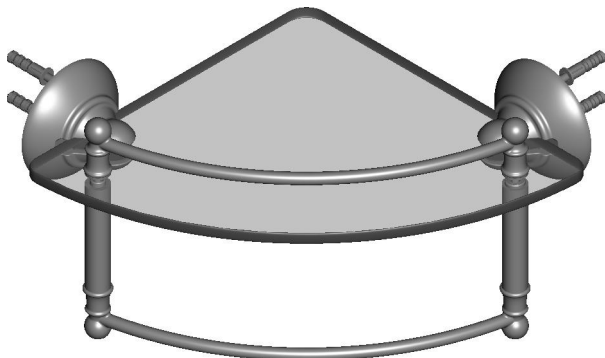


TECHNICAL DATA

TRADITIONAL - SET SCREW

CORNER SHELF W/HAND TB



MATERIALS: Post - Zinc Die Cast
Bar - Zinc Die Cast
Rail - Zinc Die Cast
Shelf - Glass
Wall Plate - Steel, Zinc Plated

INSTALLATION: Mount wall plate bracket(s) per installation instructions with supplied fasteners. Slip product over wall plate(s) and tighten set screws until secure.

OPTIONAL FASTENER INFORMATION:

Wood blocking is preferable behind all wall surfaces. If wood blocking is not available, the following fasteners are suggested: Tile/Masonry - Plastic or Lead Anchors, Plaster/Drywall - Toggle Bolts.

SPECIFICATION: Surface mounted corner shelf shall be model _____
(fill in model number) by Liberty Hardware Manufacturing Corporation.

