

Features

- Vitreous china
- Under-mount
- Includes 52047 clamp assembly
- Includes 1193643 clamp assembly
- 18-1/8" (460 mm) x 14" (356 mm)

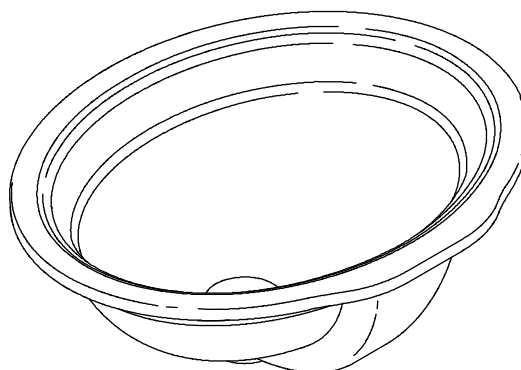
UNDER-MOUNT BATHROOM SINK K-2336

ADA

Codes/Standards Applicable

Specified model meets or exceeds the following:

- ADA
- ASME A112.19.2/CSA B45.1
- ICC/ANSI A117.1



Colors/Finishes

- 0: White
- Other: Refer to Price Book for additional colors/finishes

Accessories:

- CP: Polished Chrome
- Other: Refer to Price Book for additional colors/finishes

Specified Model

Model	Description	Colors/Finishes	
K-2336	Under-mount bathroom sink	<input type="checkbox"/> 0	<input type="checkbox"/> Other_____
Recommended Accessory			
K-9018	P-Trap	<input type="checkbox"/> CP	<input type="checkbox"/> Other_____

Product Specification

The under-mount bathroom sink shall be 18-1/8" (460 mm) in length, and 14" (356 mm) in width. Bathroom sink shall be made of vitreous china. Bathroom sink shall include 1193643 clamp assembly. Bathroom sink shall be Kohler Model K-2336-_____.

DEVONSHIRE®

Technical Information

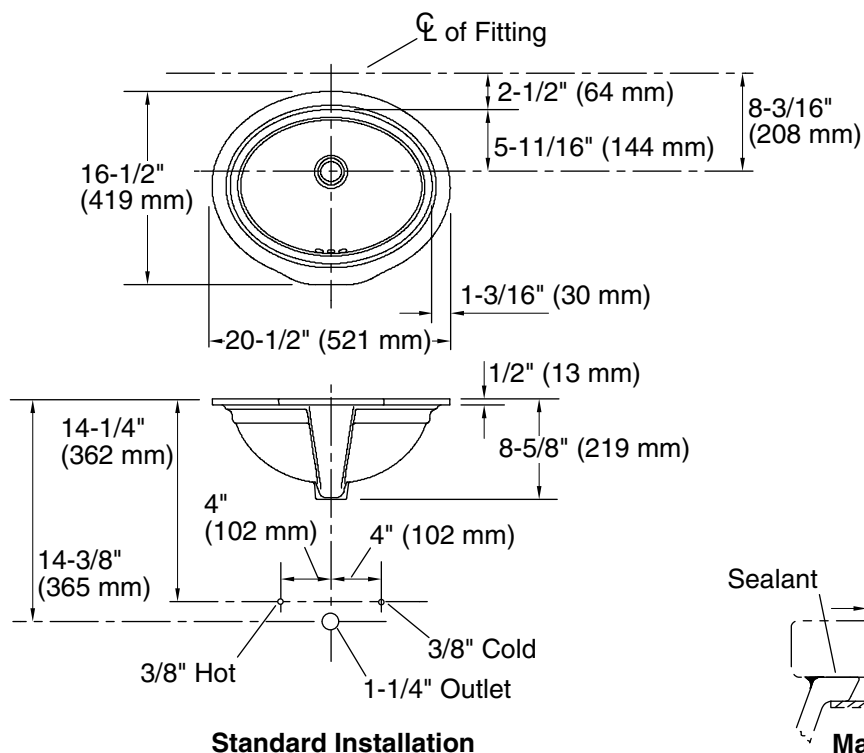
Fixture*:	
Basin area	18-1/8" (460 mm) x 14" (356 mm)
Water depth	4-3/16" (106 mm)
Drain hole	Ø 1-3/4" (44 mm)
* Approximate measurements for comparison only.	
Cutout template	1050263-7
Included Components:	
Basin clamp assembly	1193643

Installation Notes

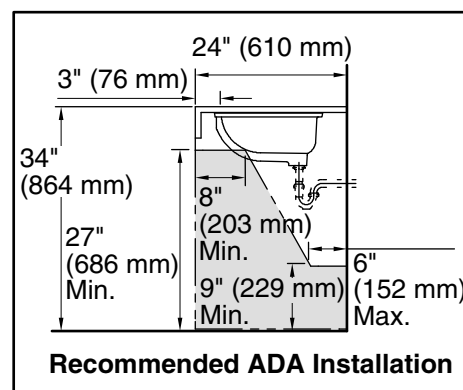
Install this product according to the installation guide.

NOTICE: Countertop manufacturer or cutter must use the current product template available at www.kohler.com, or by calling 1-800-4KOHLER. Kohler Co. is not responsible for cutout errors when the incorrect cutout template is used.

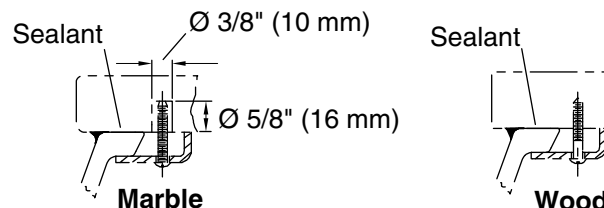
Will comply with **ADA** when installed per section 606 Lavatories and Sinks of the 2010 ADA Standards for Accessible Design.



Standard Installation



Recommended ADA Installation



Installation

Product Diagram