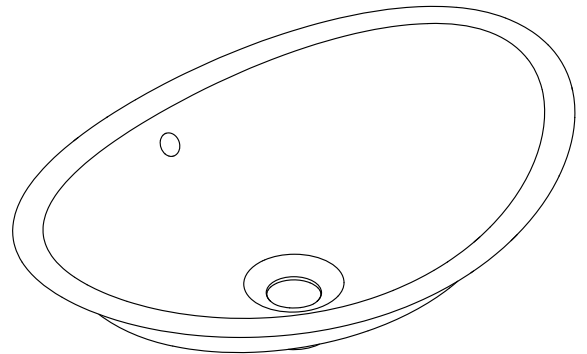




Iron Plains

Wading Pool® Bathroom Sink
K-5403-W



For complete listing of available colors, go to kohler.com.

ADA

Codes/Standards

ASME A112.19.1/CSA B45.2

ADA

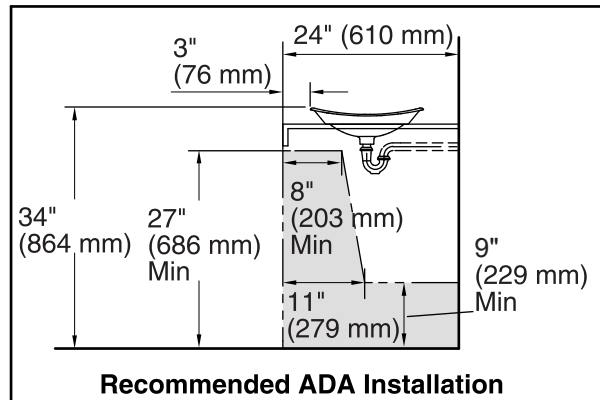
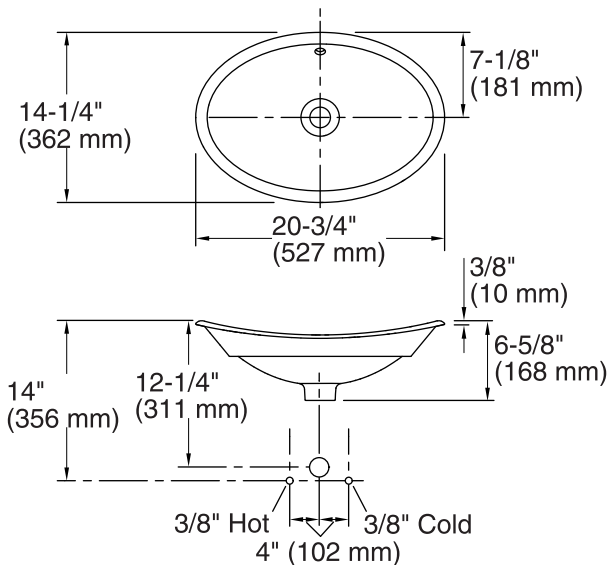
ICC/ANSI A117.1

KOHLER® Lifetime Limited Warranty for Cast Iron Components

See website for detailed warranty information.

Product Specification

Bathroom sink shall be 20-3/4" (527 mm) in length, 14-1/4" (362 mm) in width, and 6-5/8" (168 mm) in height. Bathroom sink shall be made of KOHLER cast iron. Bathroom sink shall have overflow. Bathroom sink shall be less deck holes. Bathroom sink shall be above-counter installation. Bathroom sink shall be KOHLER Model K-5403-W.



Technical Information

All measurements are nominal.

Bowl configuration:	Single
Installation:	Above-counter
Bowl area	Length: 19-3/4" (501 mm) Width: 13-1/4" (337 mm) Bowl depth: 4-15/16" (126 mm) Water depth: 2-1/4" (58 mm)
Template:	Above-counter, 1222633-7, required, included

Installation Notes

Install this product according to the installation guide.

NOTICE: Countertop manufacturer or cutter must use the cut-out template provided with the product, or a current one provided by Kohler Co. (call 1-800-4-KOHLER). Kohler Co. is not responsible for cutout errors when the incorrect cut-out template is used.

ADA compliant when installed to the specific requirements of these regulations.