

### Material

- Durable stainless steel construction
- KOHLER finishes resist corrosion and tarnishing

### Installation

- Designed for corner installation
- Mounting hardware included



### Codes/Standards







None Applicable

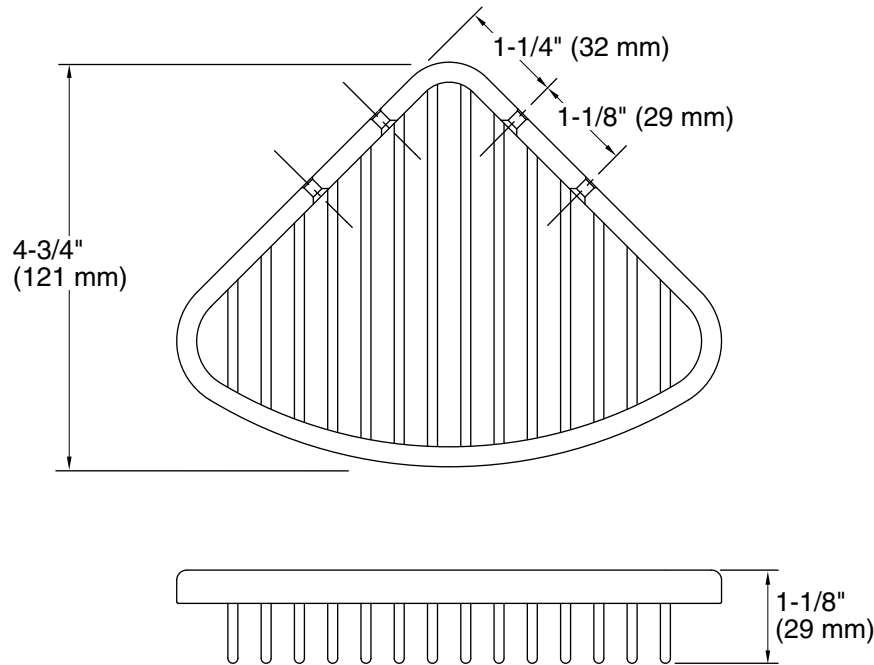
### KOHLER® One-Year Limited Warranty

See website for detailed warranty information.

### Available Colors/Finishes

*Color tiles intended for reference only.*

Color	Code	Description
	S	Polished Stainless
	SN	Vibrant™ Polished Nickel
	AF	Vibrant™ French Gold
	BS	Brushed Stainless
	BV	Vibrant™ Brushed Bronze
	2BZ	Oil-Rubbed Bronze



## Technical Information

All product dimensions are nominal.

Material: Stainless Steel

## Notes

Install this product according to the installation guide.

Shower basket must be mounted to a brace between the wall studs.

The screws (provided) must be attached to ceramic tile, cement board, or a brace between the wall studs.

If mounting on ceramic tile, do not position the screw locations of the shower basket on a grout line.

Apply silicone sealant into the drilled holes before securing the shower basket to the finished surface. This will reduce the risk of water damage behind the finished surface.