




## Skyline Roofing®

STANDING BY OUR PRODUCTS  
AND WARRANTIES FOR OVER 50 YEARS

Skyline Roofing is a standing seam metal panel with a concealed fastener design. With clean lines and lasting performance, Skyline Roofing panels have long been a top choice for residential roofing.

### FEATURES AND BENEFITS

- 12" and 16" coverage roof panel.
- Minimum recommended slope 3:12.
- Available in 26ga Dura Tech™ xl colors and the 16" panel is also available in ZINCALUME® Plus and Natural Rust.
- Limited Lifetime Warranty for residential applications.
- Custom manufactured panel lengths: 4'-0" to up to 50'-0".
- Subtle striations available - Additional lead times may apply.
- Snap-together panel, no field seaming required.
- Testing: ASTM E1592 (wind uplift) All testing performed by accredited third-party.
- Roof assemblies Class A Fire Rated when installed on non-combustible deck or framing per IBC, IRC or when installed in accordance to UL listings (UL790).
- Class 4 Impact (Hail) Resistance rated per UL 2218.
- Panel evaluated by accredited third party. All structural performance data is contained within Building Code Approval Report: IAPMO-UES #ER-0309.
























## Cool DURATECH<sup>XL</sup>

**Keeps the heat out and the color brilliant.**

Superior color retention • Chalk and fade resistant • Energy saving colors.

### Standard Offer

			
Forest Green SRI: 36 • LRV: 8	Denali Green SRI: 29 • LRV: 11	Everglade SRI: 35 • LRV: 19	Tahoe Blue SRI: 33 • LRV: 14
			
Slate Gray SRI: 32 • LRV: 13	Old Town Gray SRI: 43 • LRV: 27	Zinc Gray SRI: 43 • LRV: 22	Weathered Copper SRI: 32 • LRV: 11
			
Rustic Red SRI: 43 • LRV: 13	Patina Steel SRI: 38 • LRV: 17	Matte Black SRI: N/A • LRV: 5	Winter White SRI: 88 • LRV: 74
			
Classic Brown SRI: 29 • LRV: 7	Chestnut Brown SRI: 36 • LRV: 12	Light Stone SRI: 70 • LRV: 53	Taupe SRI: 53 • LRV: 28
			
ZINCALUME® Plus SRI: 64 • LRV: 67	Copper Penny* SRI: 53 • LRV: 28	Natural Rust* SRI: 32 • LRV: 10	

\* Please note these colors are batch sensitive (may have color variation) and are directional in nature. Different batches are not to be mixed on projects. We recommend that you request a sample of current stocked material to review actual color before ordering to ensure color accuracy. We are not responsible for color variations. Color inventory may vary by manufacturing facility and gauge. Please inquire with customer service for availability.



**REPRESENTATION OF COLORS MAY VARY DUE TO PRINTING LIMITATIONS.**  
Sample color chips are available upon request. Consult your ASC Building Products representative for more information.



ASC Building Products is Proudly Distributed by:

┌

┐

└

┘