



Northland™
Top-mount Bar Sink
K-6579-1

Features

- 15-inch minimum base cabinet width.
- KOHLER cast iron.
- Acid-resistant enamel finish.
- Single bowl.
- Single faucet hole.
- 15" (381 mm) x 15" (381 mm)

Recommended Accessories

K- 9000 P-Trap

Optional Accessories

K- 8801 Sink Strainer



ADA

Codes/Standards





ASME A112.19.1/CSA B45.2
ADA
ICC/ANSI A117.1

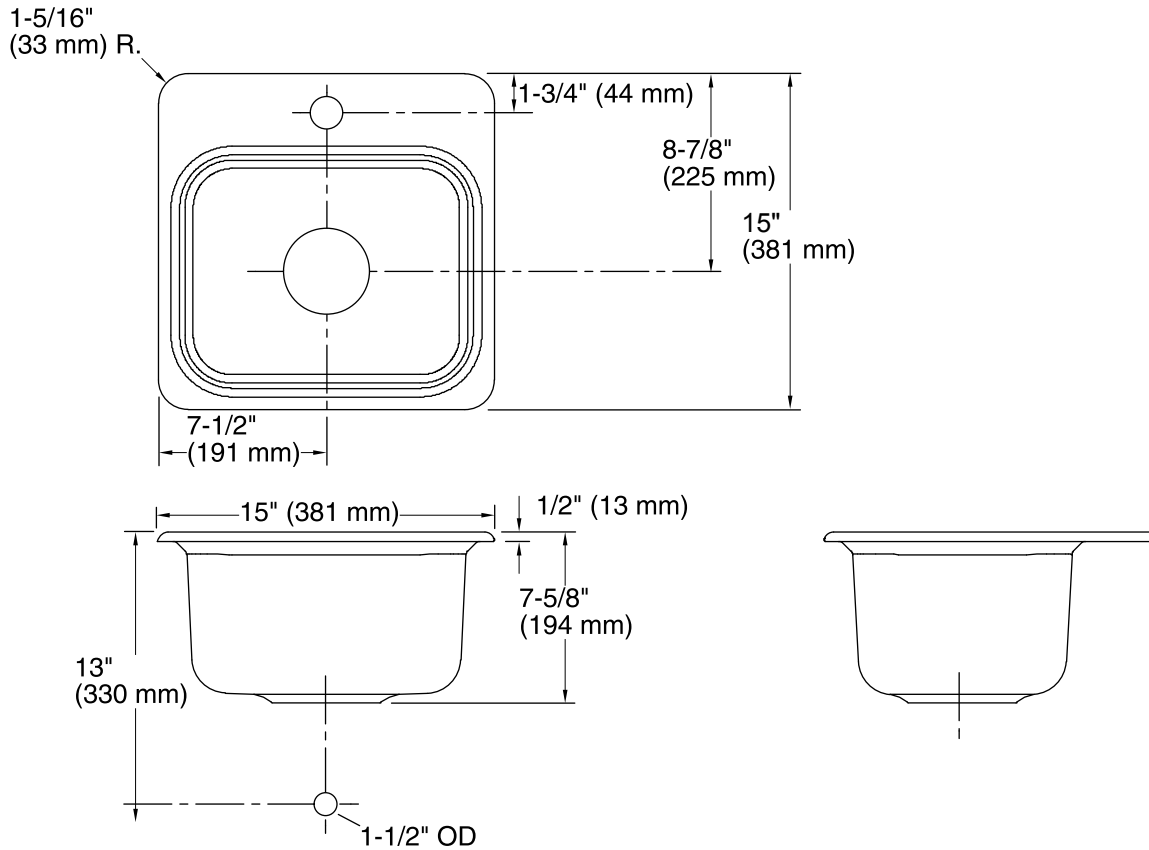
KOHLER® Enameled Cast Iron Kitchen Sink - Lifetime Limited Warranty

See website for detailed warranty information.

Available Color/Finishes

Color tiles intended for reference only.

Color	Code	Description
	0	White
	96	Biscuit
	47	Almond
	7	Black Black™



Technical Information

All product dimensions are nominal.

Bowl configuration:	Single
Installation:	Top-mount
Cutout:	Top-mount, 14-1/4" x 14-1/4" (362 mm x 362 mm) with 1" (25 mm) radius corners
Bowl area	Length: 9-1/4" (235 mm) Width: 12" (305 mm) Bowl depth: 7" (178 mm)
Number of deck holes:	1
Faucet hole(s):	1-3/8" (35 mm)
Drain hole:	3-7/8" (98 mm)

Notes

Install this product according to the installation guide.

ADA compliant when installed to the specific requirements of these regulations.