

### Features

- 33-inch minimum base cabinet width.
- KOHLER cast iron.
- Acid-resistant enamel finish.
- Top-mount.
- Single faucet hole.
- 33" (838 mm) x 22" (559 mm)

### Recommended Accessories

K- 9000 P-Trap

### Optional Accessories

K- 6194 Utility Rack with Soaking Cup  
K- 6246 Cutting Board  
K- 6255 Sink Rack  
K- 8801 Sink Strainer

### Components

Product includes:

K- 6239 Colander with Cutting Board  
K- 6237 Sink Rack



### Codes/Standards












ASME A112.19.1/CSA B45.2

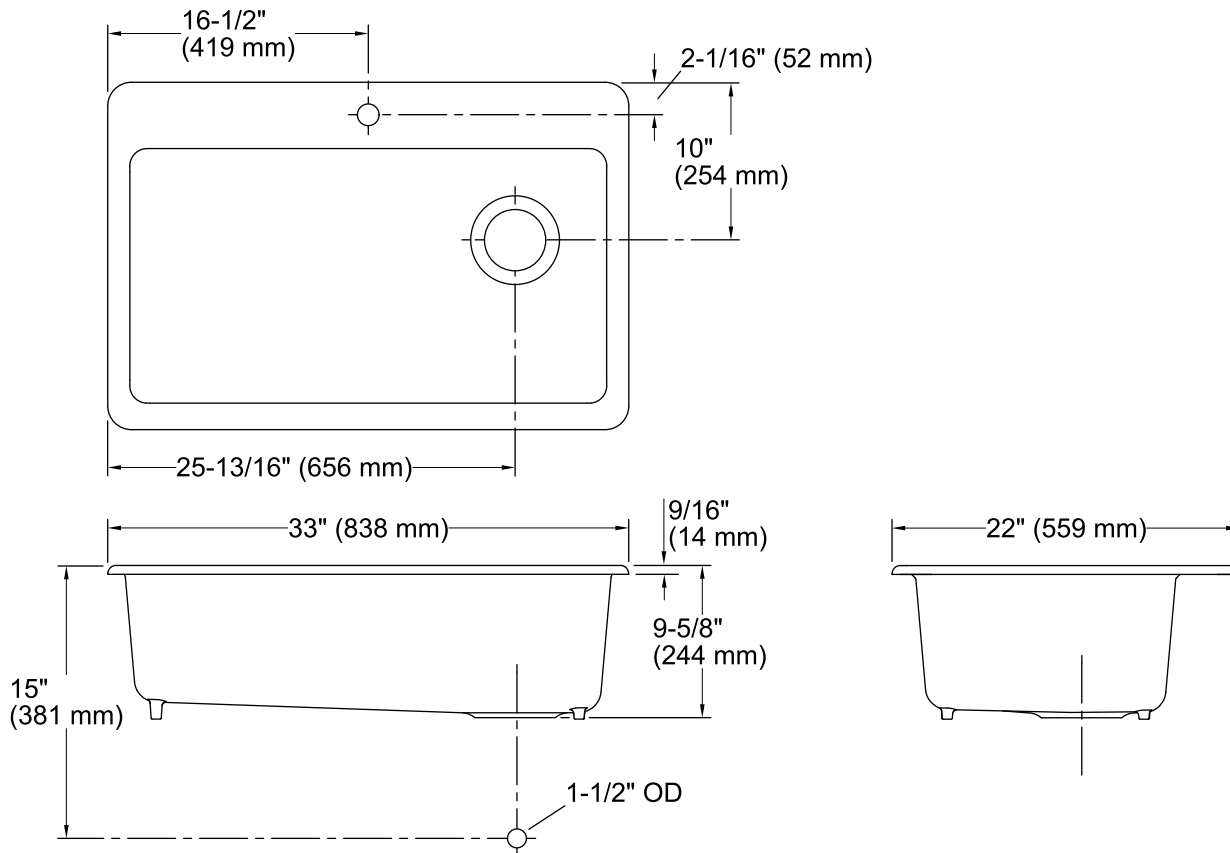
### KOHLER® Enameled Cast Iron Kitchen Sink - Lifetime Limited Warranty

See website for detailed warranty information.

### Available Color/Finishes

*Color tiles intended for reference only.*

Color	Code	Description
	0	White
	FF	Sea Salt™
	96	Biscuit
	47	Almond
	FD	Cane Sugar™
	95	Ice™ Grey
	G9	Sandbar
	K4	Cashmere
	20	Suede
	KA	Black 'n Tan
	7	Black Black™



## Technical Information

All product dimensions are nominal.

Bowl configuration:	Single
Installation:	Top-mount
Bowl area (Only)	Length: 30-1/4" (768 mm) Width: 15-13/16" (402 mm) Bowl depth: 9" (229 mm)
Number of deck holes:	1
Faucet hole(s):	1-3/8" (35 mm)
Drain hole:	3-7/8" (98 mm)
Template:	Top-mount, 1166727-7, required, included

## Notes

Install this product according to the installation guide.

**NOTICE:** Countertop manufacturer or cutter must use the cut-out template provided with the product, or a current one provided by Kohler Co. (call 1-800-4-KOHLER). Kohler Co. is not responsible for cutout errors when the incorrect cut-out template is used.