



# Highline®

## 1.0 Gallon Two-piece Toilet

### K-5298

#### Features

- Vitreous china.
- 1.0 gpf (3.8 lpf).
- Comfort Height® Elongated bowl.
- Class Five® flushing system.
- Includes left-hand polished chrome trip lever.
- 2-1/8" (54 mm) fully glazed trapway.
- 12" (305 mm) rough-in.
- Less seat and supply line.
- 9-5/8" (244 mm) x 6-7/8" (175 mm) water area.
- 29-1/2" (749 mm) x 18" (457 mm) x 31-1/4" (794 mm).
- Floor mount / Floor outlet.

#### Recommended Accessories

K-4636 Toilet Seat

K-7637 Angle Supply with Stop (single)

#### Components

Product includes:

K-5297 1.0 Gallon Bowl

K-5308 1.0 Gallon Toilet Tank

Additional included component/s: Tank cover, Trip lever, and Floor mounting kit.



ADA

CSA B651

OBC

#### Codes/Standards

ASME A112.19.2/CSA B45.1

DOE - Energy Policy Act 1992

EPA WaterSense®

California Energy Commission (CEC)

ADA

ICC/ANSI A117.1

CSA B651





OBC

#### KOHLER® One-Year Limited Warranty

See website for detailed warranty information.

#### Available Color/Finishes

*Color tiles intended for reference only.*

Color	Code	Description
	0	White
	96	Biscuit
	47	Almond
	7	Black Black™

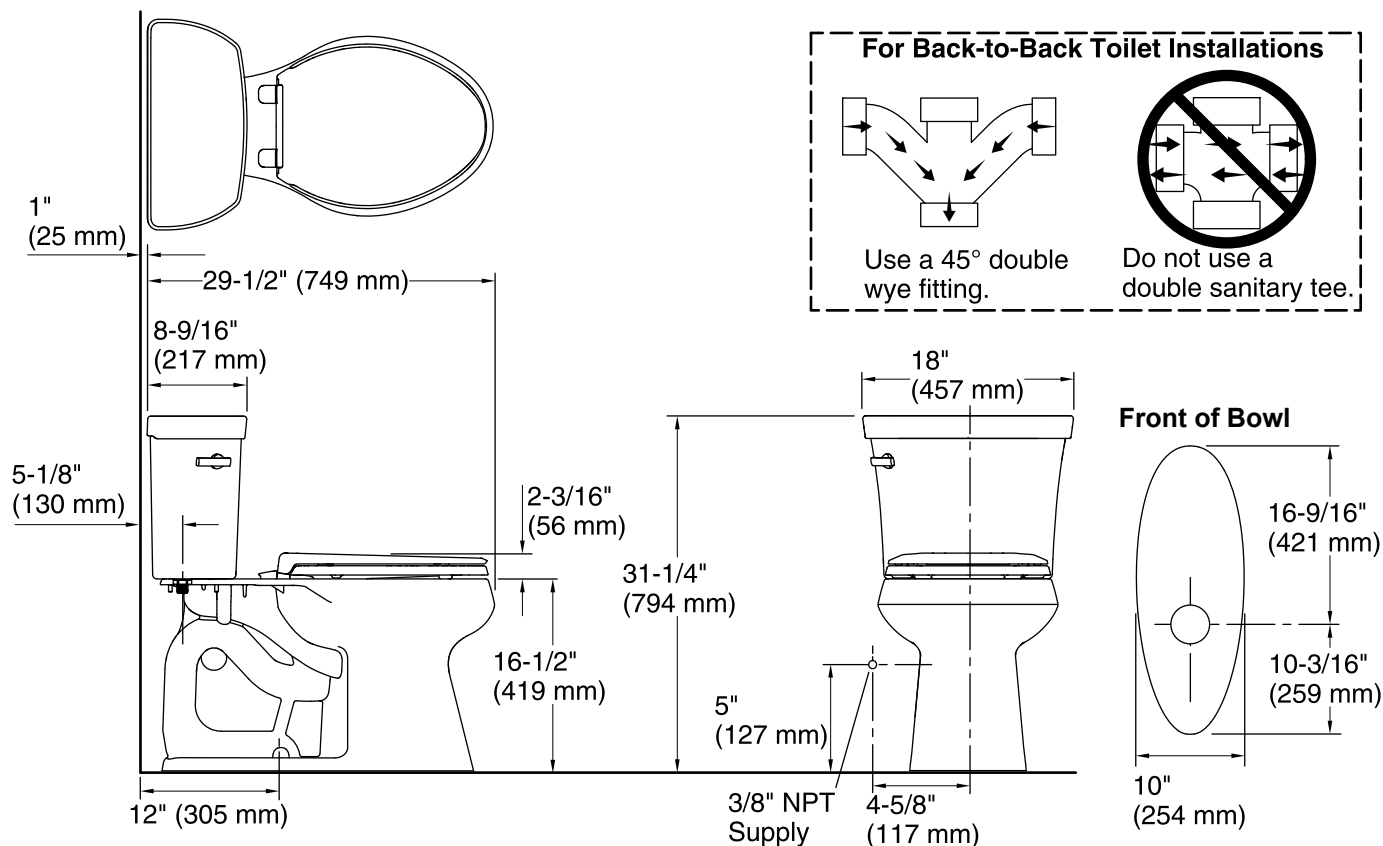
USA/Canada: 1-800-4KOHLER (1-800-456-4537)

Kohler Co. reserves the right to make revisions without notice to product specifications.

For the most current Specification Sheet, go to [www.kohler.com](http://www.kohler.com).

8-30-2016 06:40

THE BOLD LOOK  
OF **KOHLER**®



## Technical Information

All product dimensions are nominal.

Toilet type:	Two-piece
Bowl shape:	Elongated front
Flush type:	Class Five
Trap passageway:	2-1/8" (54 mm)
Water Consumption	
Full:	1 gpf (3.8 lpf)
Water surface size:	9-5/8" x 6-7/8" (244 mm x 175 mm)
Rim to water surface:	5-3/8" (137 mm)
Rough-in:	12" (305 mm)
Seat-mounting holes:	5-1/2" (140 mm)

## Notes

Install this product according to the installation instructions.

ADA, OBC, CSA B651 compliant when installed to the specific requirements of these regulations.

The Model Plumbing Codes require the installation of elongated open-front toilet seats on public bathrooms.