



Farmstead®
45" top-/wall-mount single-bowl workstation farmhouse
kitchen sink
K-21103-3HW

Features

- White underside finish
- Single bowl
- 9" (229 mm) depth provides generous workspace
- Three faucet holes
- Integral apron and backsplash
- Includes walnut cutting board, multipurpose grated rack, utility rack, utility rack with soaking cup, left and right sink racks, and towel bar

Material

- Acid-resistant enamel finish
- KOHLER® enameled cast iron

Installation

- Top-mount with custom cabinetry, or wall-mount with coordinating K-21104 or K-21105 legs (sold separately)

Recommended Products/Accessories

- K-8801 Sink drain and strainer with tailpiece
- K-8799 Sink drain and strainer basket
- K-21104 contemporary legs
- K-21105 transitional legs
- K-23726 Drain treatment
- K-23725 Cast iron cleaner

Optional Products/Accessories

- K-11352 Disposal Flange with Stopper



Codes/Standards

ASME A112.19.1/CSA B45.2
IAPMO Certification


KOHLER® Enameled Cast Iron Kitchen and Bathroom Sink Lifetime Limited Warranty

See website for detailed warranty information.

Available Colors/Finishes

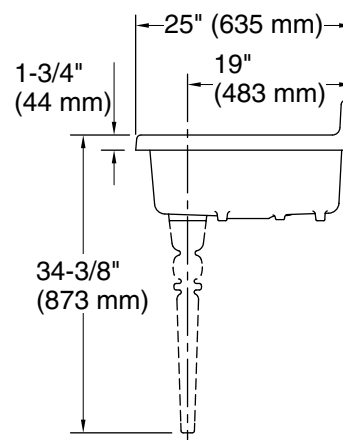
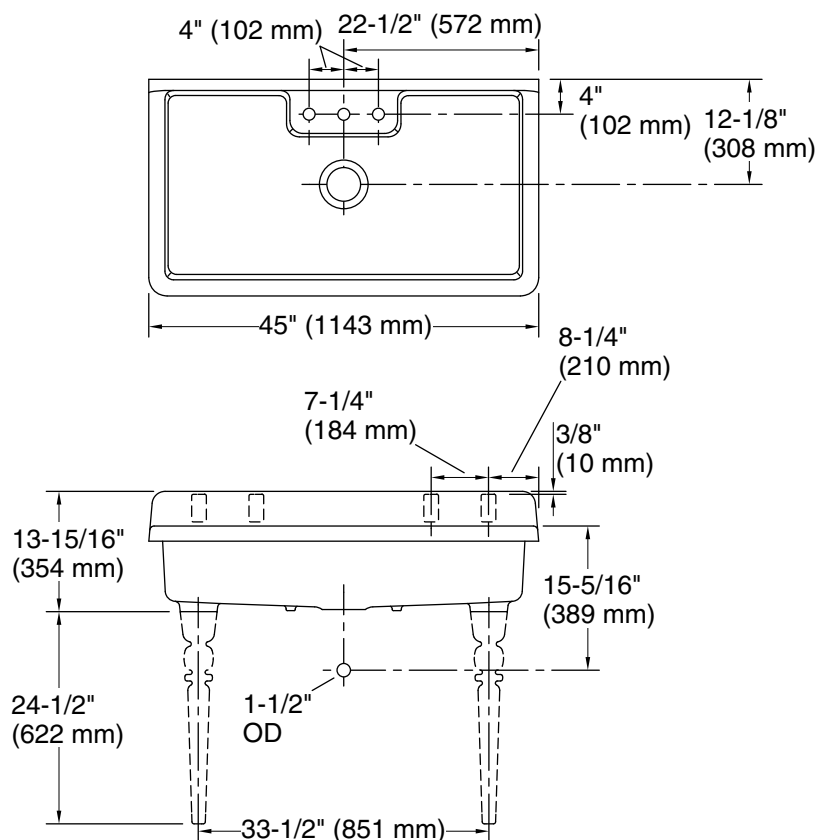
Color tiles intended for reference only.

Color	Code	Description
-------	------	-------------

	0	White
---	---	-------



Farmstead®
45" top-/wall-mount single-bowl workstation farmhouse
kitchen sink
K-21103-3HW



Technical Information

All product dimensions are nominal.

Bowl area (Only): Length: 41-1/4" (1048 mm)
 Width: 21-5/8" (549 mm)
 Bowl depth: 9" (229 mm)
 Water depth: 9" (229 mm)
Drain hole: 3-7/8" (98 mm)
Template: 1327839-7, required, included

Notes

Install this product according to the installation instructions.

NOTICE: Countertop manufacturer or cutter must use the cut-out template provided with the product, or a current one provided by Kohler Co. (call 1-800-4-KOHLER). Kohler Co. is not responsible for cutout errors when the incorrect cut-out template is used.