



Revel™

Frameless Sliding Bath Door

K-707001-L

Features

- Frameless, 5/16" (8 mm) thick Crystal Clear tempered glass.
- Transparent wall jambs offer unobstructed views of the bathing and showering space.
- Minimal top/bottom track and frameless glass panels create a more open feel, while also offering greater ease of cleaning.
- CleanCoat® glass treatment repels water and helps to maintain glass appearance over time.
- New bypass system offers an extremely smooth, quiet glide.
- Hardware includes a contemporary towel bar outside the shower and knob inside.

Material

- Anodized aluminum hardware prevents rusting or corrosion.
- Tempered glass ensures maximum safety and durability.

Installation

- Out-of-plumb adjustability simplifies installation.

Components

Additional included component/s: Hardware Kit.



Codes/Standards




ASTM C1036
ASTM C1048
ANSI Z97.1 (Tempered Glass)
CPSC 16CFR 1201

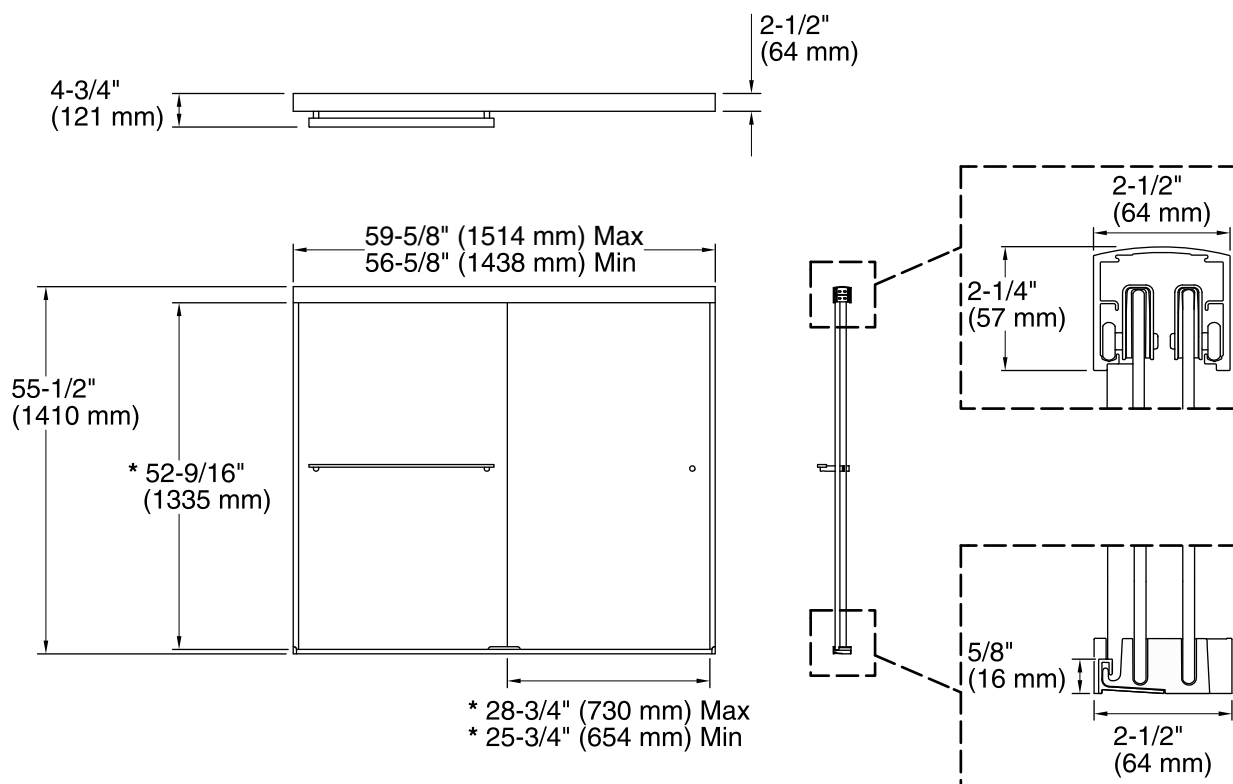
KOHLER® One-Year Limited Warranty

See website for detailed warranty information.

Available Color/Finishes

Color tiles intended for reference only.

Color	Code	Description
	SHP	Bright Polished Silver
	ABZ	Anodized Dark Bronze
	BNK	Anodized Brushed Nickel



* Walk-Through

Technical Information

All product dimensions are nominal.

Frame material:	Aluminum
Opening style:	Sliding/Bypass
Opening Width - Min:	56-5/8" (1438 mm)
Opening Width - Max:	59-5/8" (1514 mm)
Walk-through - Min:	25-3/4" (654 mm)
Walk-through - Max:	28-3/4" (730 mm)
Glass thickness:	5/16" (8 mm)

Notes

Install this product according to the installation guide.

Wall jambs are made of clear plastic and may not cover existing shower door holes.

NOTICE: The vertical opening should be a minimum of 58" (1473 mm) to allow clearance for installing the top track over the wall jambs.