

Features

- 36" (914 mm) minimum base cabinet width
- Single large bowl
- 9" (229 mm) depth provides generous workspace
- Right rear drain placement increases workspace in the sink and storage space underneath
- Rounded 3/8" (10 mm) corners are easy to clean
- Matte finish offers rich, dimensional color
- All included accessories nest neatly together for easy storage when not in use
- Included accessories: cutting board, drain board, colander / drying rack, soaking bin with drain, stainless steel bottom sink rack
- Drain board, colander / drying rack, soaking bin with drain, and bottom sink rack are dishwasher safe.

Material

- KOHLER Neoroc® composite is durable and built to withstand day-to-day cleaning tasks
- Solid color throughout the sink
- Heat-resistant up to 750°F
- Scratch-, stain-, chip-, and thermal-shock-resistant

Installation

- Undermount
- Installation hardware and templates included

Recommended Products/Accessories

K-35485 Workstation sink cover
K-35491 Marble serving tray
K-35489 HDPE cutting board

Optional Products/Accessories

K-23730 Neoroc® cleaner
K-23726 Drain treatment
K-8799 Sink drain and strainer basket
K-8801 Sink drain and strainer with tailpiece
K-11352 Disposal Flange with Stopper
K-35482 Drain cover

Included Components

K-33714 Sink rack
K-35478 Three-piece workstation sink accessory set



Codes/Standards







CSA B45.5/IAPMO Z124
IAPMO Certification

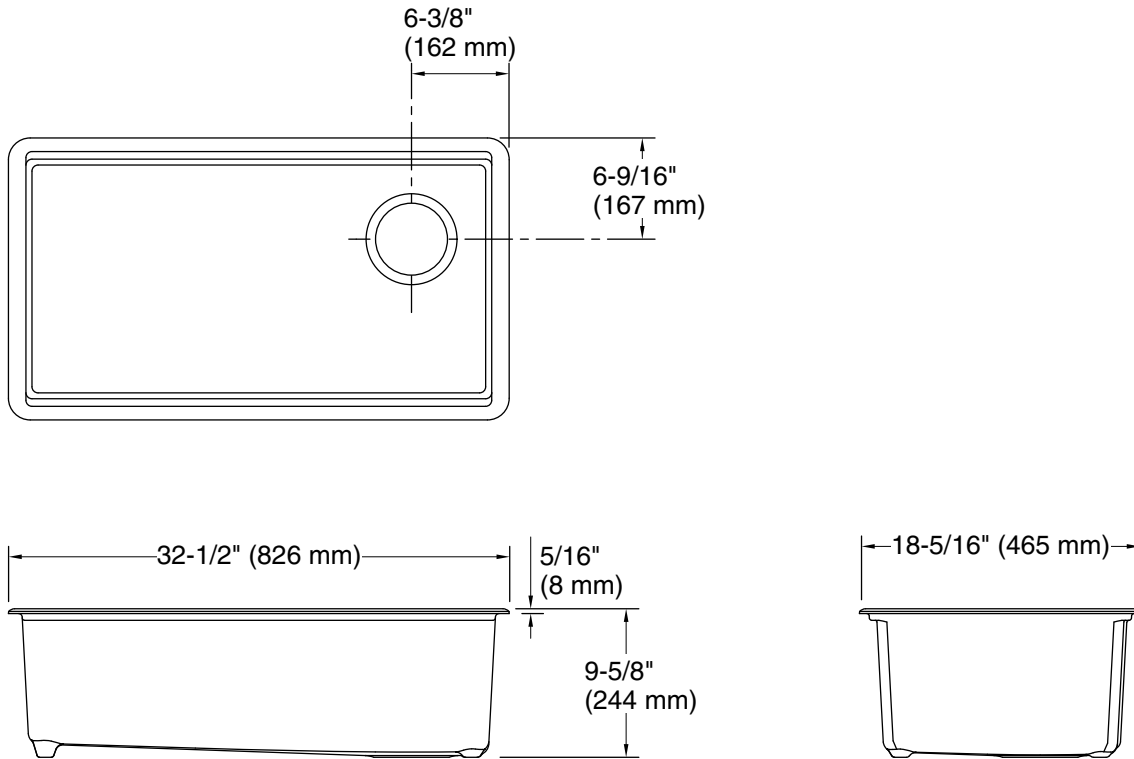
KOHLER® Neoroc® Sinks Lifetime Limited Warranty

See website for detailed warranty information.

Available Colors/Finishes

Color tiles intended for reference only.

| Color | Code | Description |
|---|------|----------------|
|  | CM7 | Matte Graphite |
|  | CM6 | Matte White |
|  | CM2 | Matte Brown |
|  | CM4 | Matte Grey |
|  | CM1 | Matte Black |
|  | CM3 | Matte Taupe |



Technical Information

All product dimensions are nominal.

| | |
|--------------------------|---|
| Bowl configuration: | Single |
| Min. base cabinet width: | 36" (914 mm) |
| Bowl area (Basin #1): | Length: 30-1/4" (768 mm) Width: 15-9/16" (395 mm) Bowl depth: 9" (229 mm) Water depth: 9" (229 mm) |
| With overflow: | No |
| Drain hole: | 3-7/8" (98 mm) |
| Template: | Undermount, 1552902-7, required, included |

Notes

Install this product according to the installation instructions.

NOTICE: Countertop manufacturer or cutter must use the cut-out template provided with the product, or a current one provided by Kohler Co. (call 1- 800-4KOHLER). Kohler Co. is not responsible for cutout errors when the incorrect cut-out template is used.