

Features

- Includes K-72774-G Artifacts® showerhead, K-72776-G Artifacts® handshower, K-45906 HydroRail®-S shower column, and K-9514 MasterShower® 60" metal hose.
- Katalyst® air-induction technology maximizes the air/water mix for a powerful, even flow.
- Optimized sprayface features a new nozzle geometry that delivers a more focused coverage of large water droplets that both minimizes wasteful overspray and increases cleaning and hair-rinsing performance.
- MasterClean™ sprayface features an easy-to-clean surface that withstands mineral buildup.
- New translucent nozzle color provides improved visual aesthetics with all available finishes.
- 1.75 gpm (6.6 lpm) maximum showerhead/handshower flow rate at 45 psi (3.1 bar).
- Slidebar bracket allows you to adjust height and angle of handshower.
- Diverter at the base of the column makes for easy toggling between handshower and showerhead.

Material

- Premium metal construction for durability and reliability.
- KOHLER finishes resist corrosion and tarnishing.

Installation

- Wall-mount.
- For use in shower-only installations.
- Installs in less than 60 minutes without changes to in-wall plumbing (subject to condition of existing installation).
- Includes an adapter that will fit with most installations but may require K-1194630, K-1187917 or K-1194302.

Recommended Products/Accessories

K-23723 Faucet cleaner



Codes/Standards





ASME A112.18.1/CSA B125.1
DOE - Energy Policy Act 1992
EPA WaterSense®
California Energy Commission (CEC)

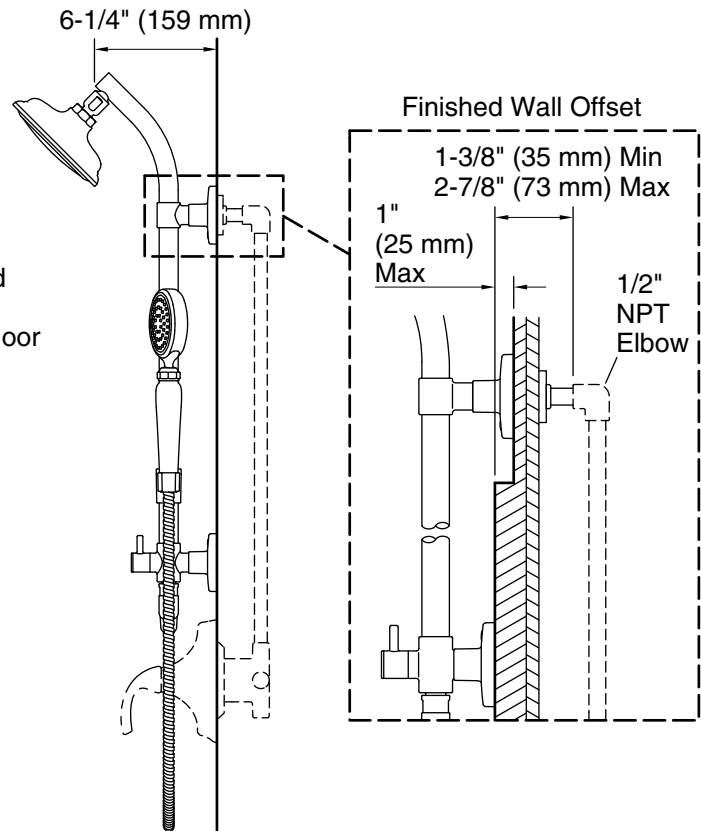
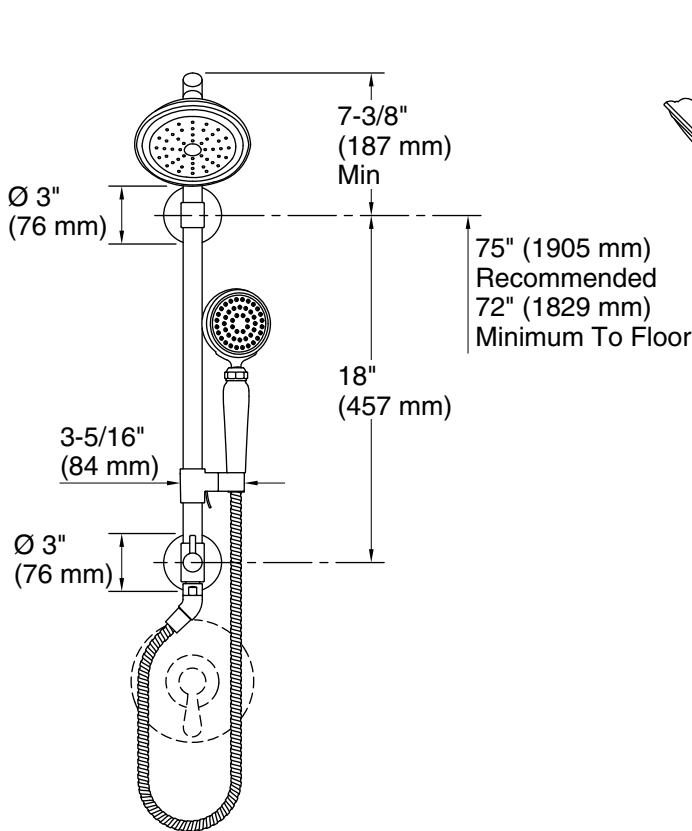
KOHLER® Faucet Lifetime Limited Warranty

See website for detailed warranty information.

Available Colors/Finishes

Color tiles intended for reference only.

Color	Code	Description
	CP	Polished Chrome
	SN	Vibrant® Polished Nickel
	BN	Vibrant® Brushed Nickel
	2BZ	Oil-Rubbed Bronze



Technical Information

All product dimensions are nominal.

Drain included: No

Notes

Install this product according to the installation instructions.

IMPORTANT! The sidebar must be mounted to stud framing at both the top and bottom mounting locations. Do not use or depend on plastic wall anchors to attach the sidebar.

Plumbing codes may require that an atmospheric vacuum breaker be installed in-line to handshowers. Consult with local codes.