

Features

- Advanced spray engine provides six alternate experiences: full coverage, intense rinse, and powerful massage, two combination sprays, and pause feature.
- Full coverage spray produces an encompassing spray ideal for everyday use.
- Powerful massage spray is a focused stream that targets sore muscles, or use as a utility spray to rinse kids, pets, and your shower.
- Intense rinse spray delivers a forceful spray ideal for thoroughly rinsing soap from hair.
- Combination spray of powerful massage and full coverage delivers a warm, targeted stream combined with a full spray.
- Combination spray of intense rinse and full coverage delivers a forceful, encompassing spray ideal for everyday use.
- Pause feature temporarily pauses water flow to conserve water while you lather, shave or shampoo.
- MasterClean™ sprayface features an easy-to-clean surface that withstands mineral buildup.
- Simple thumb tab allows for a smooth transition between sprays.
- 1.75 gpm (6.6 lpm) maximum flow rate at 45 psi (3.1 bar).
- Box includes: Handheld shower head and cradle, 60" shower hose.
- G1/2" connection.

Material

- Premium material construction for durability and reliability.
- KOHLER finishes resist corrosion and tarnishing.

Installation

- No-tool installation — installs in minutes.

Water Conservation & Rebates

- This product can help a building earn Water Efficiency points in LEED® Green Building Rating System.

Required Products/Accessories

K-8593 72" Shower Hose

or

K-9514 60" Shower Hose

or

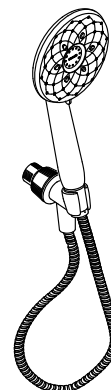
K-45981 72" ribbon hose

or

K-45982 60" ribbon hose

Recommended Products/Accessories

K-23723 Faucet cleaner



ADA

OBC

Codes/Standards



ASME A112.18.1/CSA B125.1
DOE - Energy Policy Act 1992
EPA WaterSense®
California Energy Commission (CEC)
ADA
ICC/ANSI A117.1
OBC

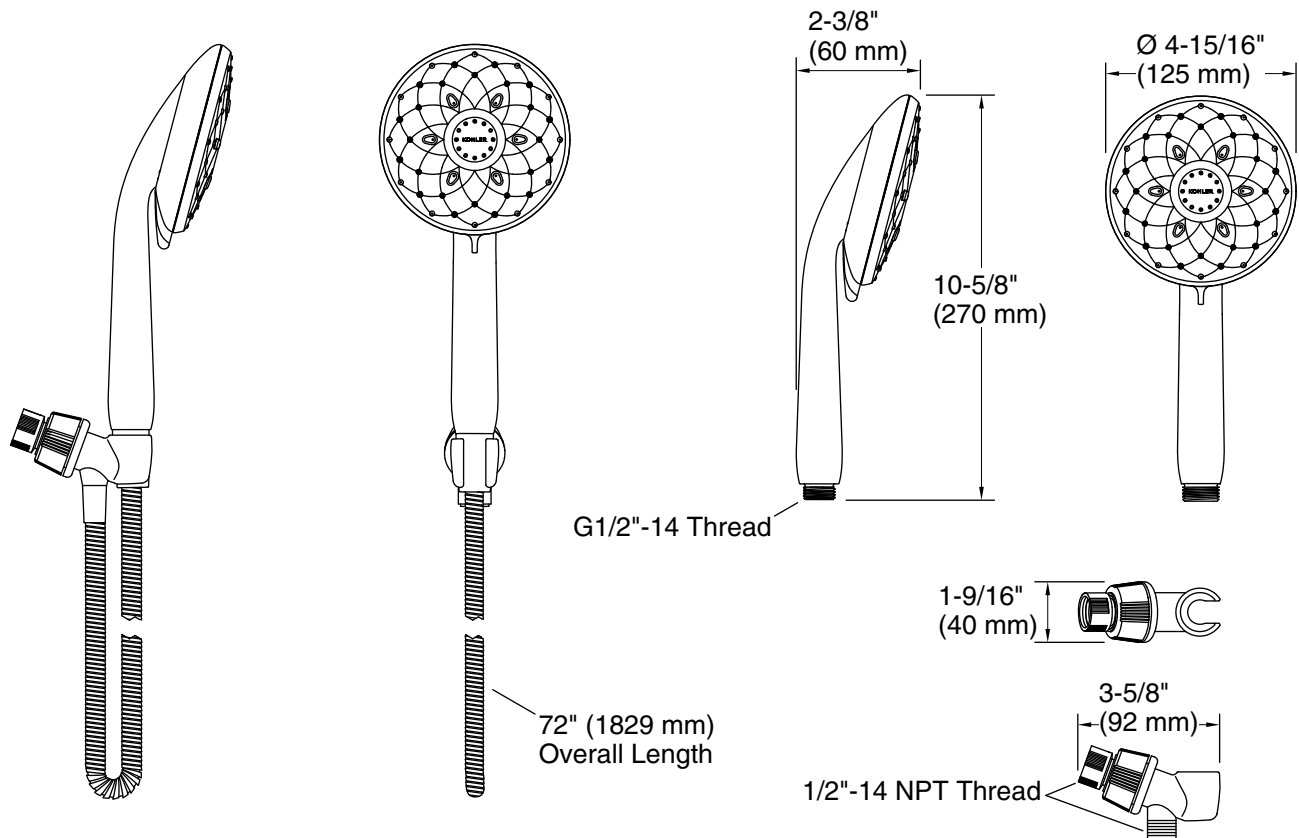
KOHLER® Faucet Lifetime Limited Warranty

See website for detailed warranty information.

Available Colors/Finishes

Color tiles intended for reference only.

| Color | Code | Description |
|-------------------------------------------------------------------------------------|------|-------------------------|
|  | CP | Polished Chrome |
|  | BN | Vibrant® Brushed Nickel |



Technical Information

All product dimensions are nominal.

Handshower:

Rated maximum flow: 1.75 gal/min (6.6 l/min)
Pressure: 45 psi (3.1 bar)

Notes

Install this product according to the installation instructions.

ADA, OBC compliant when installed to the specific requirements of these regulations.