



Main

Product or component type	All-In-One
Range of product	Homeline
Meter socket type	Ringed
Hub type	A-L

Complementary

Line Rated Current	200 A
Number of Phases	1 phase
Short-circuit current	22 kA
Mounting	Semi flush outdoor)
Number of spaces	30
Number of circuits	42
Number of Tandem Breakers	12
Electrical connection	Lugs line side Lugs service ground
Wire Size	AWG 12...AWG 2/0 aluminium)service ground AWG 4...250 kcmil aluminium/copper)line side AWG 14...AWG 2/0 copper)service ground
Tightening torque	Main lugs: 250 lb.in, AWG 4...250 kcmil, aluminium/copper Service ground 50 lb.in, AWG 14...AWG 2/0, copper Service ground 50 lb.in, AWG 12...AWG 2/0, aluminium Branch lugs 50 lb.in, AWG 14...AWG 4, copper Branch lugs 50 lb.in, AWG 12...AWG 2, aluminium Branch lugs 35 lb.in, AWG 6...AWG 4, aluminium/copper Branch lugs 25 lb.in, AWG 8, aluminium/copper Branch lugs 20 lb.in, AWG 14...AWG 10, aluminium/copper Branch lugs 20 lb.in, AWG 12...AWG 10, aluminium/copper Cover 10 lb.in
Disconnect	Service disconnect (factory installed)
Disconnect Rating	200 A
Branch Breaker Rating	200 A
Service feed location	UG OH outdoor
Bypass type	No bypass
Connections - terminals	Plug-on neutral
Product compatibility	Solar ready
Width	16.80 in (426.72 mm)
Depth	7.20 in (182.88 mm)
Height	44.37 in (1127.00 mm)

Ordering and shipping details

Category	00148 - HOMELINE CSED DEVICES
Discount Schedule	DE3A
GTIN	00785901956846
Package weight(Lbs)	56.4 lb(US) (25.58 kg)
Returnability	Yes

Offer Sustainability

Sustainable offer status	Green Premium product
California proposition 65	WARNING: This product can expose you to chemicals including: Lead and lead compounds, which is known to the State of California to cause cancer and birth defects or other reproductive harm. For more information go to www.P65Warnings.ca.gov
REACH Regulation	REACH Declaration
REACH free of SVHC	Yes
EU RoHS Directive	Compliant EU RoHS Declaration
Mercury free	Yes
RoHS exemption information	Yes
China RoHS Regulation	China RoHS Declaration
Environmental Disclosure	Product Environmental Profile

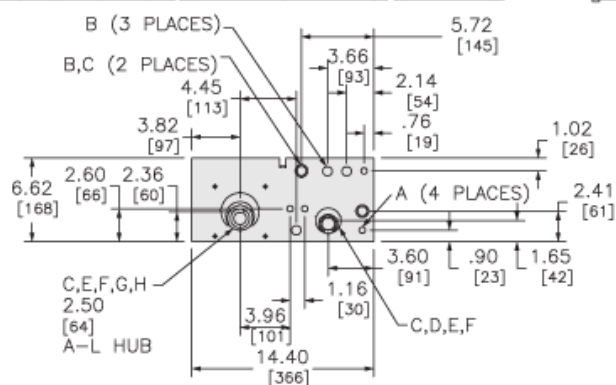
Technical drawing showing the front and side views of a mechanical component with dimensions in inches and millimeters.

Front View Dimensions:

- Overall Width: 16.80 [427]
- Overall Height: 44.00 [1118]
- Top Section Width: 5.59 [142]
- Top Section Height: 1.15 [29] TYP
- Top Section Width (Right): 3.85.69 [98] [18]
- Top Section Height (Right): .82 [21]
- Top Section Width (Right): 3.40 [86]
- Top Section Height (Right): 1.68 [43] 3
- Top Section Width (Right): 4.16 [106]
- Top Section Height (Right): 14.85 [377]
- Top Section Width (Right): 4.07 [103]
- Top Section Height (Right): 4.24 [108]
- Top Section Width (Right): .58 [15]
- Top Section Height (Right): 2.69 [68]
- Top Section Height (Right): 2.39 [61]
- Top Section Height (Right): 1.71 [44]
- Top Section Height (Right): B,C
- Top Section Height (Right): C,D,E,F (2 PLACES)
- Top Section Height (Right): A, B (3 PLACES)
- Top Section Height (Right): A (10 PLACES)

Side View Dimensions:

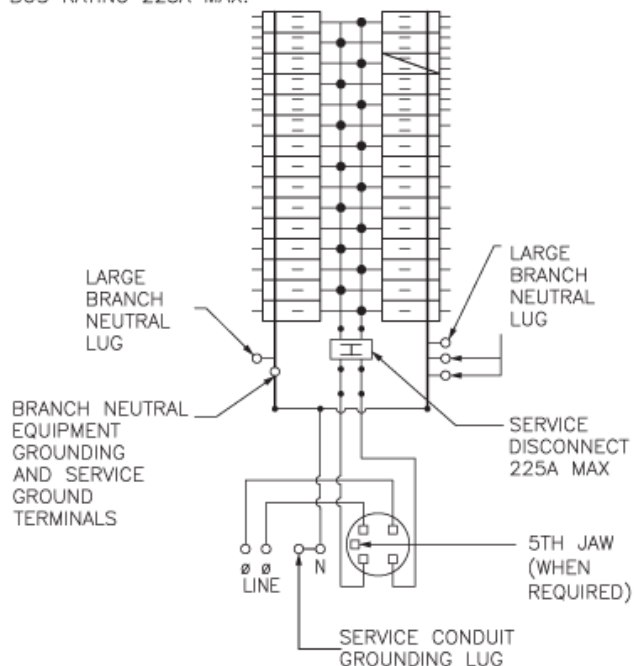
- Overall Width: 3.40 [86]
- Overall Height: 29.06 [738]
- Top Section Width: 3.52 [89]
- Top Section Height: 14.00 [356]
- Top Section Height: 11.00 [279]
- Top Section Height: 8.50 [216]
- Top Section Height: 2.13 [54]
- Top Section Height: 2.67 [68]
- Top Section Height: 10.30 [262]
- Top Section Height: F





KNOCKOUTS		
SYMBOL	CONDUIT SIZE	
	IN	MM
A	.50	13
B	.75	19
C	1.00	25
D	1.25	32
E	1.50	38
F	2.00	51
G	2.25	64
H	3.00	76

Wiring Diagrams

MAIN CIRCUIT BREAKER 200A MAX.
BUS RATING 225A MAX.



-  ONE SINGLE POLE, ONE PLUG-ON SPACE TYPE HOM OR HOMP ONLY. TWO POLE TYPE HOM OR HOMA (15-125A) MAY PLUG ON TWO ADJACENT SPACES. TWO POLE TYPE HOMA (150-200A) MAY PLUG ON FOUR ADJACENT SPACES. TOTAL CIRCUIT BREAKER HANDLE RATING NOT TO EXCEED 160A PER BRANCH CIRCUIT CONNECTOR.

-  TWO SINGLE POLE, ONE PLUG-ON SPACE TYPE HOMT, ONE SINGLE POLE TYPE HOM OR HOMP. TWO POLE TYPE HOM (15-100A) MAY PLUG ON TWO ADJACENT SPACES. TWO POLE TYPE HOMA (150-200A) MAY PLUG ON FOUR ADJACENT SPACES. **USE 15-100A AND 150-200A BRANCH BREAKERS ONLY.** TOTAL CIRCUIT BREAKER HANDLE RATING NOT TO EXCEED 160A PER BRANCH CIRCUIT CONNECTOR.

A SQUARE D UL LISTED SECONDARY SURGE ARRESTER MAY PLUG ON TWO ADJACENT SPACES. ORDER CATALOG NO. HOM2175SB