

Features

- High-arch swing spout with 180° rotation offers superior clearance for filling pitchers, chilling bottles and cleanup.
- Temperature memory allows faucet to be turned on and off at the temperature set during prior usage.
- KOHLER ceramic disc valves exceed industry longevity standards for a lifetime of durable performance.
- 1.5 gpm (5.7 lpm) maximum flow rate at 60 psi (4.14 bar).

Material

- Premium metal construction for durability and reliability.
- KOHLER finishes resist corrosion and tarnishing.

Installation

- Single-hole installation.
- Flexible supply lines simplify installation.

Recommended Products/Accessories

1054432 1.5 GPM (5.7 l/min) Aerator Kit
K-23723 Faucet cleaner



ADA

CSA B651

Codes/Standards

ASME A112.18.1/CSA B125.1

NSF/ANSI 61

NSF/ANSI 372

All applicable US Federal and State material regulations

DOE - Energy Policy Act 1992

California Energy Commission (CEC)

ADA

ICC/ANSI A117.1




CSA B651

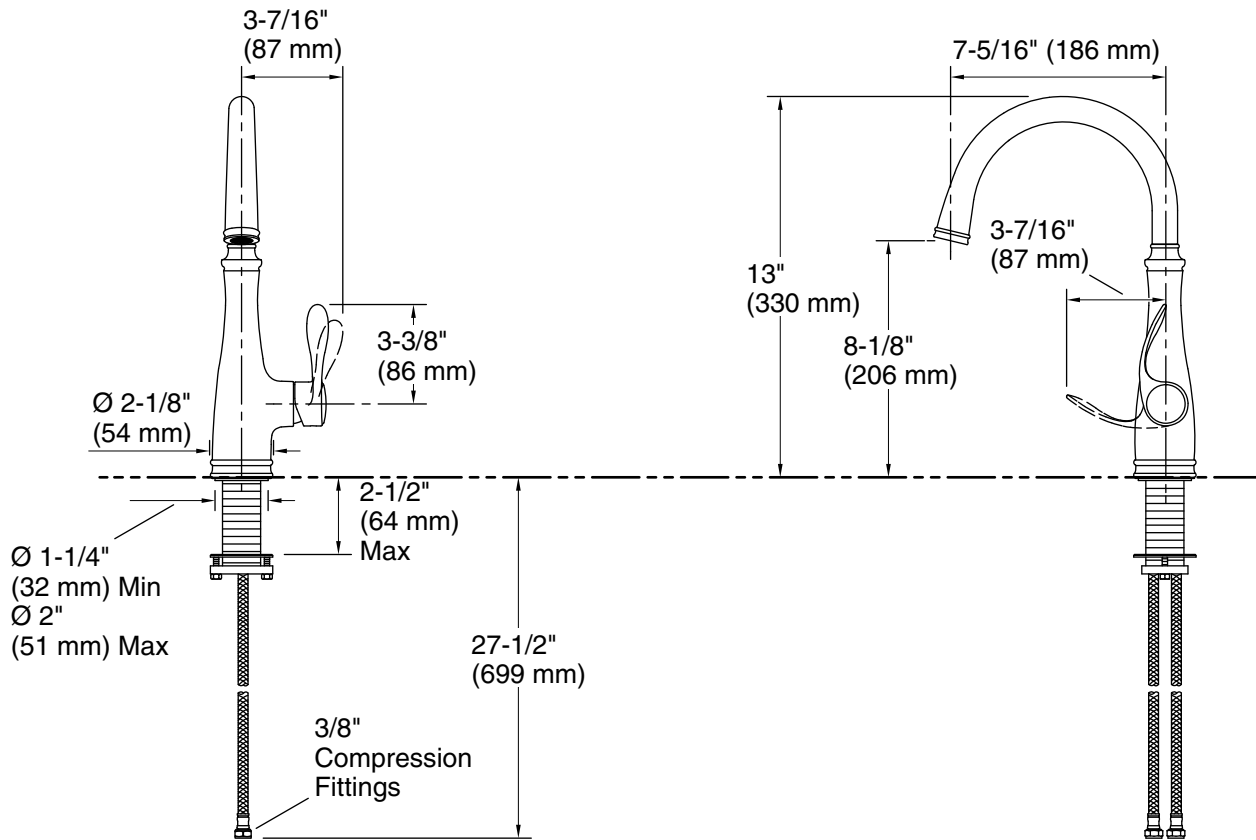
KOHLER® Faucet Lifetime Limited Warranty

See website for detailed warranty information.

Available Colors/Finishes

Color tiles intended for reference only.

Color	Code	Description
	CP	Polished Chrome
	VS	Vibrant® Stainless
	2BZ	Oil-Rubbed Bronze



Technical Information

All product dimensions are nominal.

Drain included: No

Notes

Install this product according to the installation instructions.

ADA, CSA B651 compliant when installed to the specific requirements of these regulations.