

Features

- Two lever handles offer separate control of hot and cold water.
- KOHLER® ceramic disc valves exceed industry longevity standards for a lifetime of durable performance.
- 1.2 gpm (4.5 lmin) maximum flow rate.
- Box includes: Assembled faucet, clicker drain.

Material

- Premium material construction for durability and reliability.
- KOHLER finishes featuring ScratchShield® technology withstand even the toughest daily use.

Installation

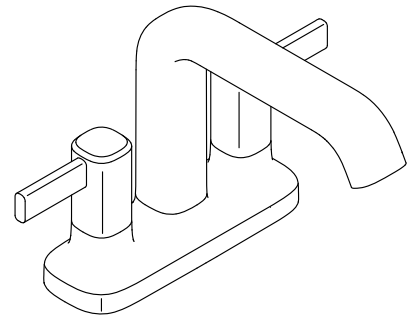
- For 4" (102 mm) centers.
- Centerset.
- Simplified faucet assembly; mounting hardware requires no special tools.

Water Conservation & Rebates

- This product can help a building earn Water Efficiency points in LEED® Green Building Rating System.

Recommended Products/Accessories

K-23726 Drain treatment
K-23723 Faucet cleaner



ADA **CSA B651** **OBC**

Codes/Standards




ASME A112.18.1/CSA B125.1
NSF/ANSI 61
NSF/ANSI 372
All applicable US Federal and State material regulations
DOE - Energy Policy Act 1992
EPA WaterSense®
California Energy Commission (CEC)
ADA
ICC/ANSI A117.1
CSA B651
OBC

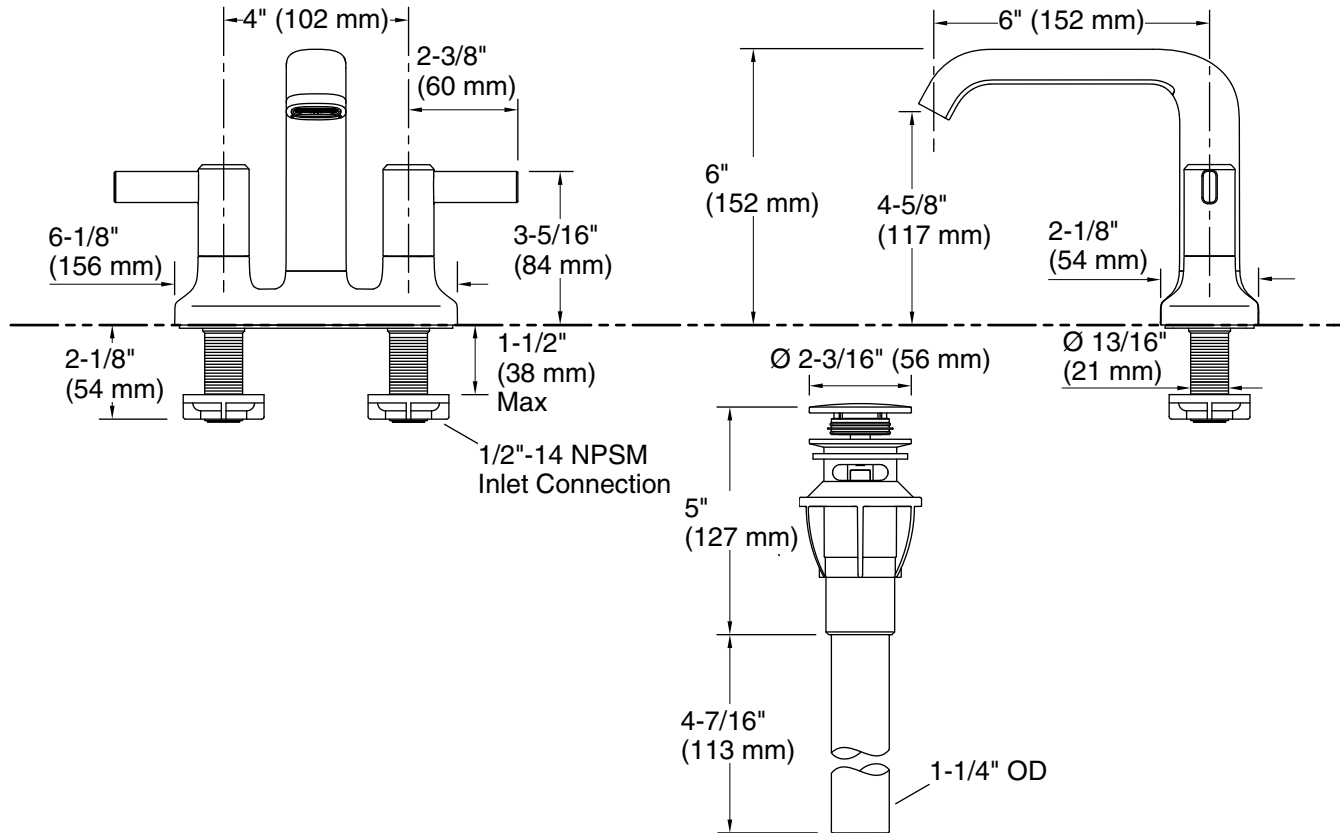
KOHLER® Faucet Lifetime Limited Warranty

See website for detailed warranty information.

Available Colors/Finishes

Color tiles intended for reference only.

Color	Code	Description
	CP	Polished Chrome
	BN	Vibrant® Brushed Nickel
	BL	Matte Black



Technical Information

All product dimensions are nominal.

Faucet:

Flow rate: 1.2 gal/min (4.5 l/min)

Pressure: 60 psi (4.1 bar)

Drain included: Yes

Drain with overflow: Yes

Spout:

Spout reach: 6-5/16" (160 mm)

Notes

Install this product according to the installation instructions.

ADA, OBC, CSA B651 compliant when installed to the specific requirements of these regulations.