



# Lassen™

## 33" all-in-one top-/undermount single-bowl workstation kitchen sink kit

### K-RH30815-1PC

#### Features

- 33" (838 mm) minimum base cabinet width
- Single bowl
- 9-1/2" (241 mm) depth provides generous workspace
- Single faucet hole
- Beveled ledge and tight corners keep sink clean and tidy
- Box includes: Sink, assembled Vibrant Stainless semi-professional faucet, drain and strainer, bamboo cutting board, and colander
- Matte finish offers rich, dimensional color
- Unique two-function sprayhead with Sweep® spray and aerated stream
- Sweep® spray features specially angled nozzles that form a wide, powerful blade of water to sweep your dishes and sink clean
- MasterClean™ sprayface features an easy-to-clean surface that withstands mineral buildup and maximizes spray performance

#### Material

- KOHLER Neoroc® composite is durable and built to withstand day-to-day cleaning tasks
- Heat-resistant up to 750°F
- Scratch-, stain-, chip-, and thermal-shock-resistant
- Solid color throughout the sink
- Color-dense Neoroc material helps to minimize the appearance of scratches and stains

#### Installation

- Top-mount or undermount
- Cutout templates included

#### Included Components

K-21614 Colander set  
K-30819 Bamboo cutting board  
K-30822 Semi-professional kitchen sink faucet with two-function sprayhead  
7400 Stainless Steel Sink Drain and Strainer



#### Codes/Standards




ASME A112.18.1/CSA B125.1  
CSA B45.5/IAPMO Z124  
NSF/ANSI/CAN 61  
NSF/ANSI/CAN 372  
DOE - Energy Policy Act 1992  
California Energy Commission (CEC)  
IAPMO Certification

#### KOHLER® Stainless Steel Sinks Lifetime Limited Warranty

See website for detailed warranty information.

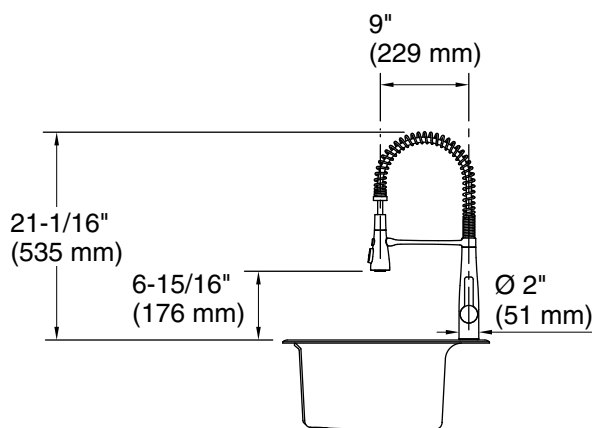
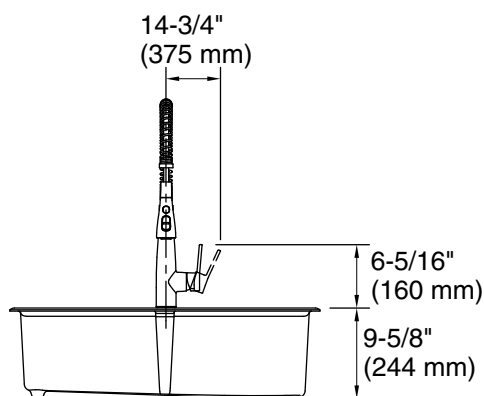
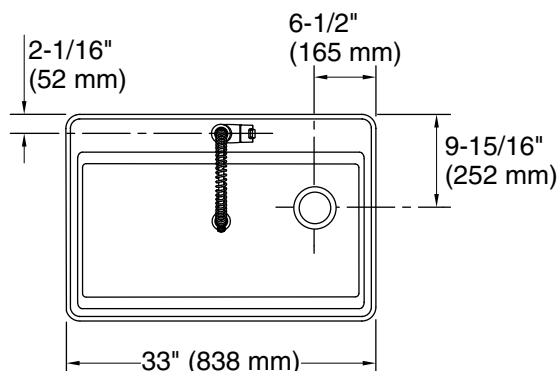
#### Available Colors/Finishes

*Color tiles intended for reference only.*

Color	Code	Description
	CM6	Matte White
	CM1	Matte Black
	CM4	Matte Grey



**Lassen™**  
33" all-in-one top-/undermount single-bowl workstation  
kitchen sink kit  
**K-RH30815-1PC**



### Technical Information

All product dimensions are nominal.

Bowl configuration:	Single
Cutout:	Top-mount, 32" x 21" (813 mm x 533 mm) with 2" (51 mm) radius corners
Min. base cabinet width:	36" (914 mm)
Bowl area (Basin #1):	Length: 30-1/4" (768 mm) Width: 14-15/16" (379 mm) Bowl depth: 9" (229 mm) Water depth: 9" (229 mm)
Number of deck holes:	1
Drain hole:	3-7/8" (98 mm)
Template:	Top-mount/Undermount, 1554135-7, required, included

### Notes

Install this product according to the installation instructions.

**NOTICE:** Countertop manufacturer or cutter must use the cut-out template provided with the product, or a current one provided by Kohler Co. (call 1- 800-4KOHLER). Kohler Co. is not responsible for cutout errors when the incorrect cut-out template is used.