



Riverby®

33" top-mount double-bowl workstation kitchen sink

K-8679-3A2

Features

- 33" (838 mm) minimum base cabinet width
- Double-equal bowls
- 9" (229 mm) depth provides generous workspace
- Three faucet holes
- Bowl slopes toward drain to minimize water pooling
- Offset drains increase workspace in the sink and storage space underneath
- Includes K-6239 colander with integral cutting board and K-9238 bottom sink rack

Material

- KOHLER® enameled cast iron

Installation

- Top-mount

Recommended Products/Accessories

- K-9238 Sink Rack
- K-8801 Sink drain and strainer with tailpiece
- K-8799 Sink drain and strainer basket
- K-23726 Drain treatment
- K-23725 Cast iron cleaner

Optional Products/Accessories

- K-11352 Disposal Flange with Stopper
- K-9000 P-Trap

Included Components

- K-6239 Colander with Cutting Board
- K-9238 Sink Rack



Codes/Standards




ASME A112.19.1/CSA B45.2
IAPMO Certification

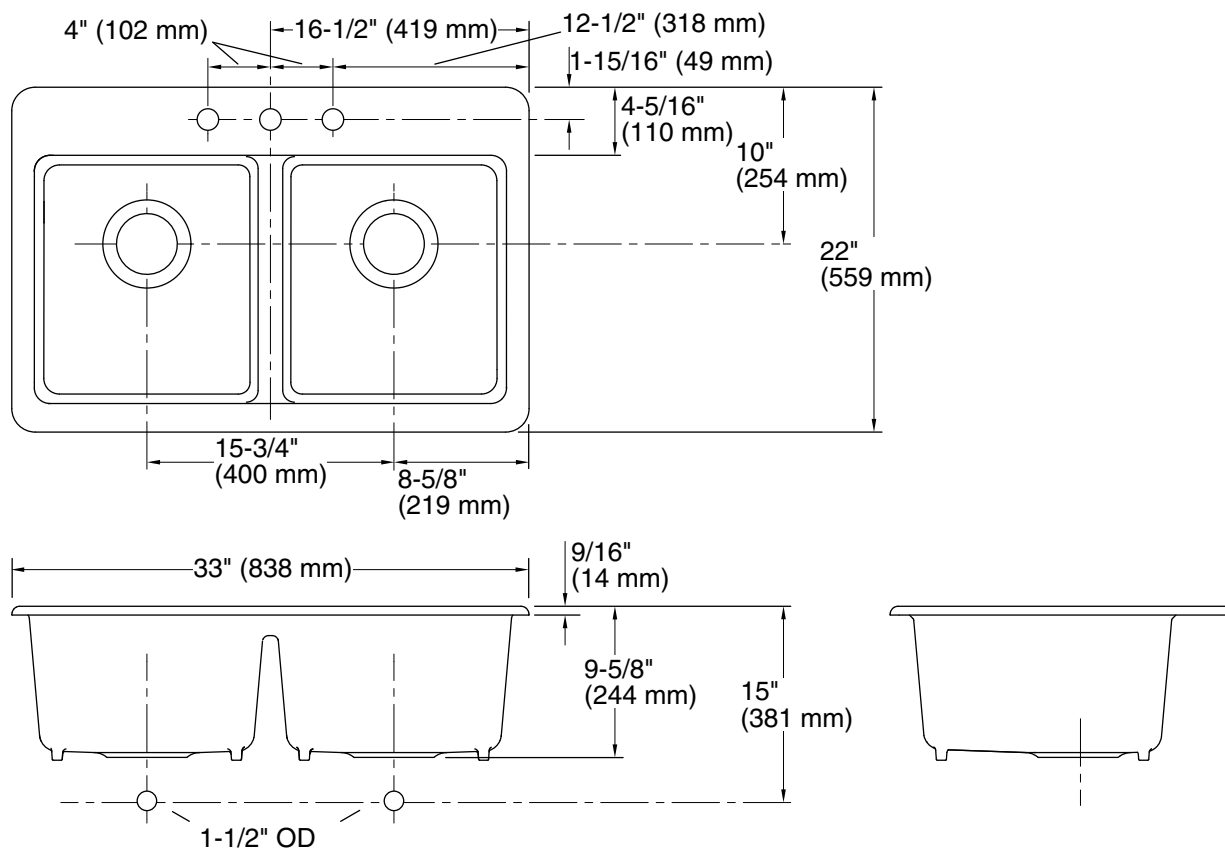
KOHLER® Enameled Cast Iron Kitchen and Bathroom Sink Lifetime Limited Warranty

See website for detailed warranty information.

Available Colors/Finishes

Color tiles intended for reference only.

Color	Code	Description
	0	White
	96	Biscuit
	7	Black Black™



Technical Information

All product dimensions are nominal.

Min. base cabinet width: 33" (838 mm)

Bowl area (Left):
Length: 14-5/16" (363 mm)
Width: 17-1/4" (438 mm)
Bowl depth: 9" (229 mm)

Bowl area (Right):
Length: 14-5/16" (363 mm)
Width: 17-1/4" (438 mm)
Bowl depth: 9" (229 mm)
Water depth: 9" (229 mm)

Number of deck holes: 3

Template: 1166727-7, required, included

Notes

Install this product according to the installation instructions.