



Betello™ Comfort Height®

elongated toilet bowl with skirted trapway
K-20148

Features

- Elongated bowl offers added room and comfort.
- Skirted trapway simplifies cleaning.
- Revolution 360® swirl flushing technology generates a forceful swirling motion to keep the bowl cleaner, longer.
- Comfort Height® feature offers chair-height seating that makes sitting down and standing up easier for most adults.
- 2-1/8" fully glazed trapway.
- CleanCoat™ technology inhibits the growth of water scale and mineral stains for improved ease of cleaning.
- Combines with the K-20203/-RA or K-20204 tank to create a complete K-20197/-RA Betello™ or K-20198 Betello™ ContinuousClean toilet.

Installation

- Standard 12" rough-in.
- 10" and 14" rough-in kits are also available.
- Seat not included.
- Patented ReadyLock™ installation system is a simple solution for skirted toilets that saves time, hassle and eliminates the need to drill into the floor for a standard 12" rough-in.

Recommended Products/Accessories

K-20203 toilet tank
K-20203-RA toilet tank
K-20204 ContinuousClean toilet tank

Included Components

Additional Components:
ReadyLock™ installation system



Codes/Standards








ASME A112.19.2/CSA B45.1

KOHLER® One-Year Limited Warranty

See website for detailed warranty information.

Available Colors/Finishes

Color tiles intended for reference only.

Color	Code	Description
	0	White
	96	Biscuit
	47	Almond
	NY	Dune
	95	Ice™ Grey
	G9	Sandbar
	7	Black Black™

No image available.

This product is a component and not intended to be a standalone installation.

Technical Information

All product dimensions are nominal.

Toilet type:	Two-piece, Floor-mount
Waste Outlet:	Floor
Bowl shape:	Elongated
Water Consumption	
Full:	1.28 gpf (4.8 lpf)
Water surface size:	9-3/8" x 7-3/16" (238 mm x 183 mm)
Rough-in:	12" (305 mm)

Fixture Supply Requirements

Min static pressure:	15 psi (103.4 kPa)
Max static pressure:	80 psi (551.6 kPa)

Notes

Install this product according to the installation instructions.