




**MASONITE® HD FLUSH 6'8"-7'0"**  
MASONITE™ SPEC



6'8"	A	23-3/4"	2'0"
6'8"	A	29-3/4"	2'6"
6'8"	A	31-3/4"	2'8"
6'8"	A	33-3/4"	2'10"
6'8"	A	35-3/4"	3'0"

**Options:**

MASONITE® HD WOOD-EDGE STEEL DOORS  
MASONITE® HD WOOD-EDGE 20-MINUTE RATED STEEL DOORS  
MASONITE® HD METAL-EDGE STEEL DOORS  
MASONITE® HD METAL-EDGE 90-MINUTE RATED STEEL DOORS

**Note:**

1. Overall Length and Width Dimensions are +/- 1/16 inch
2. Available as 83" length.

\*Available as Prem Spec

[www.masonite.com](http://www.masonite.com)

© 2017 Masonite International Corporation. All Rights Reserved.

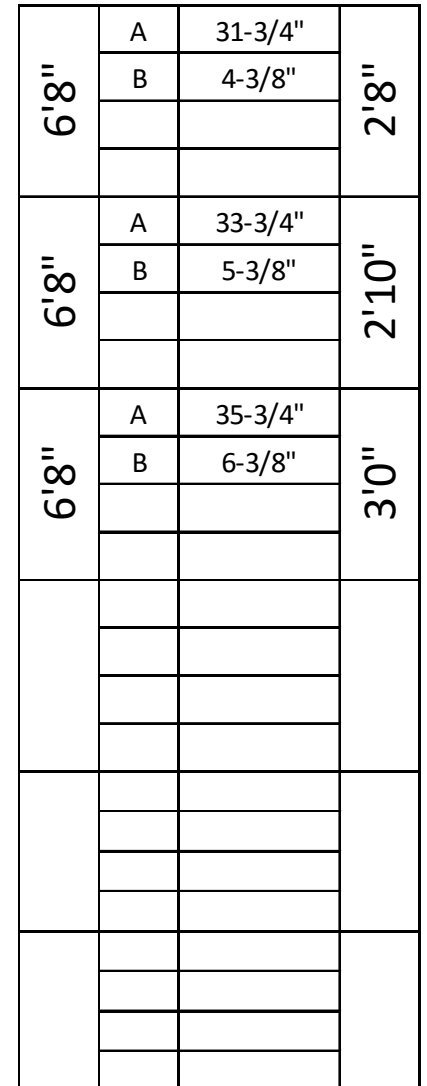
Our continuing program of product improvement makes specifications, design and product detail subject to change without notice.

Filename: TM-HD-FL-68 001

Revision: A

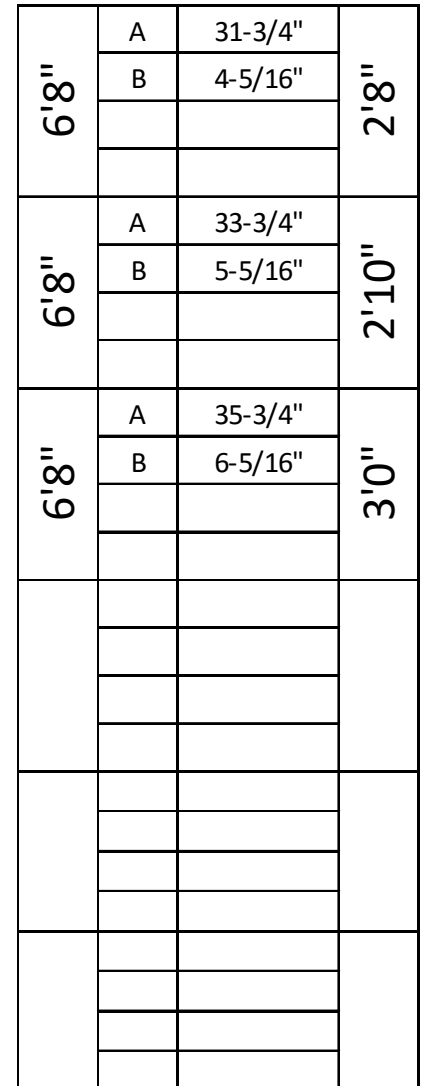
Date: 01-09-2017

Section XX XX.X.X



MASONITE® HD WOOD-EDGE STEEL DOORS  
MASONITE® HD WOOD-EDGE 20-MINUTE RATED STEEL DOORS  
MASONITE® HD STEEL-EDGE STEEL DOORS  
MASONITE® HD STEEL-EDGE 90-MINUTE RATED STEEL DOORS

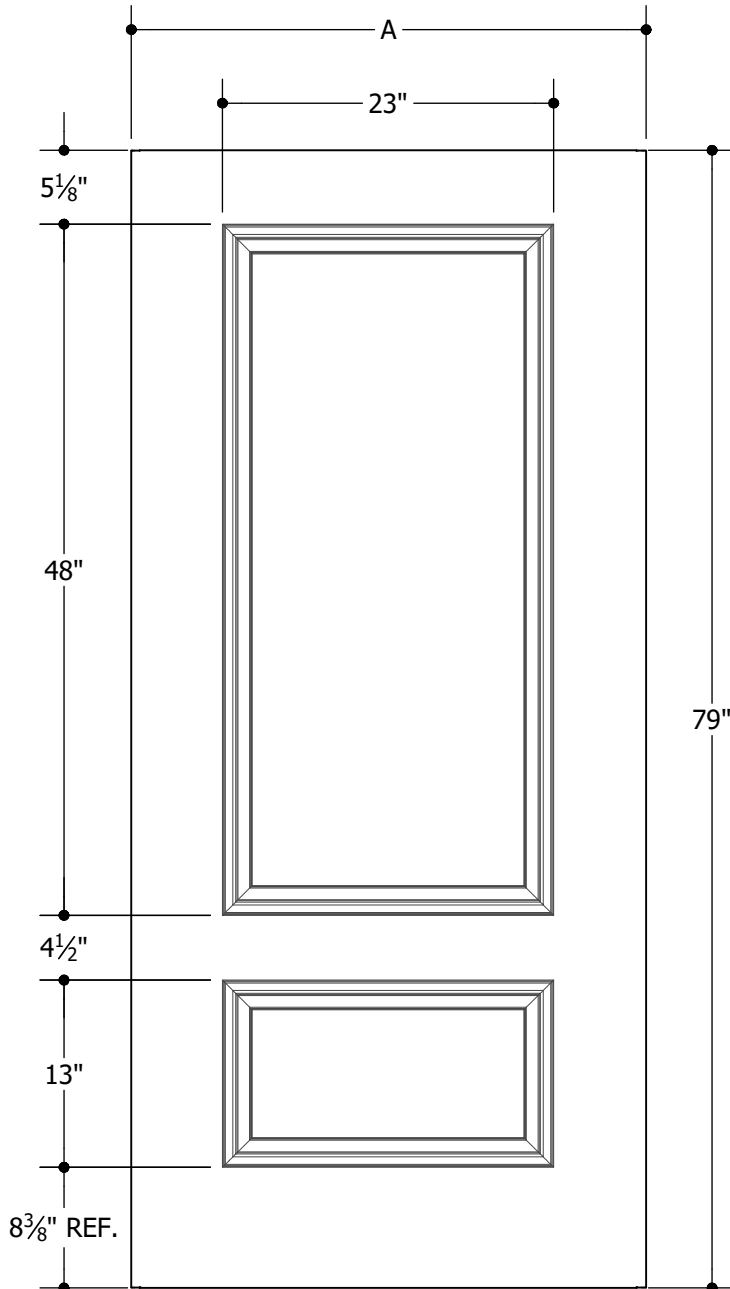
## Section XX XX.X.X



MASONITE® HD WOOD-EDGE STEEL DOORS  
MASONITE® HD WOOD-EDGE 20-MINUTE RATED STEEL DOORS  
MASONITE® HD STEEL-EDGE STEEL DOORS  
MASONITE® HD STEEL-EDGE 90-MINUTE RATED STEEL DOORS

## Section XX XX.X.X

**MASONITE® 2-PANEL HOLLISTER® 6'8"-7'0"**  
MASONITE™ SPEC\*



6'8"	A	31-3/4"	2'8"
6'8"	A	33-3/4"	2'10"
6'8"	A	35-3/4"	3'0"

**Options:**

- MASONITE® HD WOOD-EDGE STEEL DOORS
- MASONITE® HD WOOD-EDGE 20-MINUTE RATED STEEL DOORS
- MASONITE® HD STEEL-EDGE STEEL DOORS
- MASONITE® HD STEEL-EDGE 90-MINUTE RATED STEEL DOORS

**Note:**

1. Overall Length and Width Dimensions are +/- 1/16 inch
2. Available as 83" length, 12-3/8" bottom panel, in 3'-0" width only

\*Available as Prem Spec

[www.masonite.com](http://www.masonite.com)

© 2017 Masonite International Corporation. All Rights Reserved.

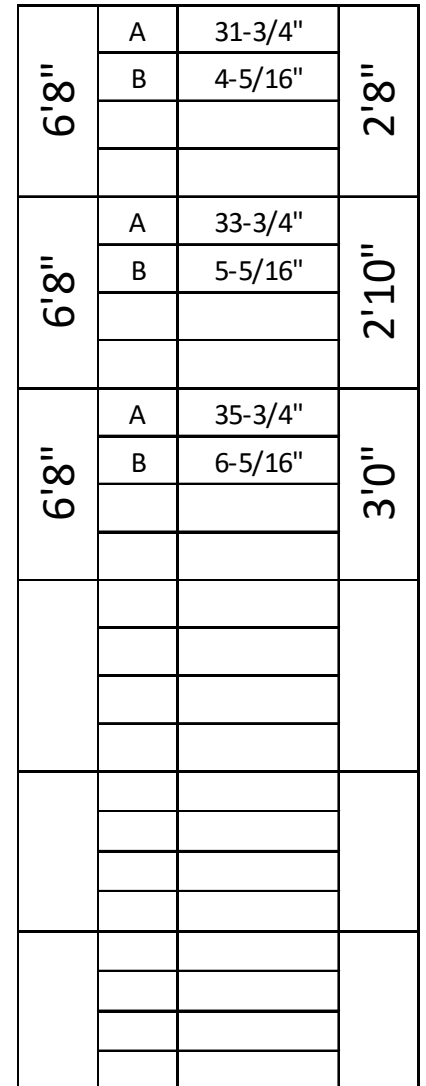
Our continuing program of product improvement makes specifications, design and product detail subject to change without notice.

Filename: TM-HD-2P HLSTR-68 004

Revision: B

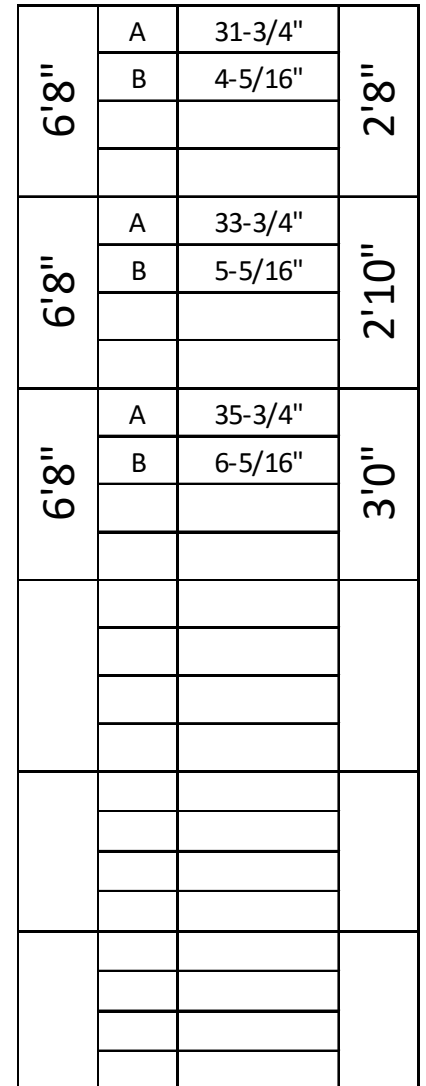
Date: 9-28-18

Section XX XX.X.X



MASONITE® HD WOOD-EDGE STEEL DOORS  
MASONITE® HD WOOD-EDGE 20-MINUTE RATED STEEL DOORS  
MASONITE® HD STEEL-EDGE STEEL DOORS  
MASONITE® HD STEEL-EDGE 90-MINUTE STEEL DOORS

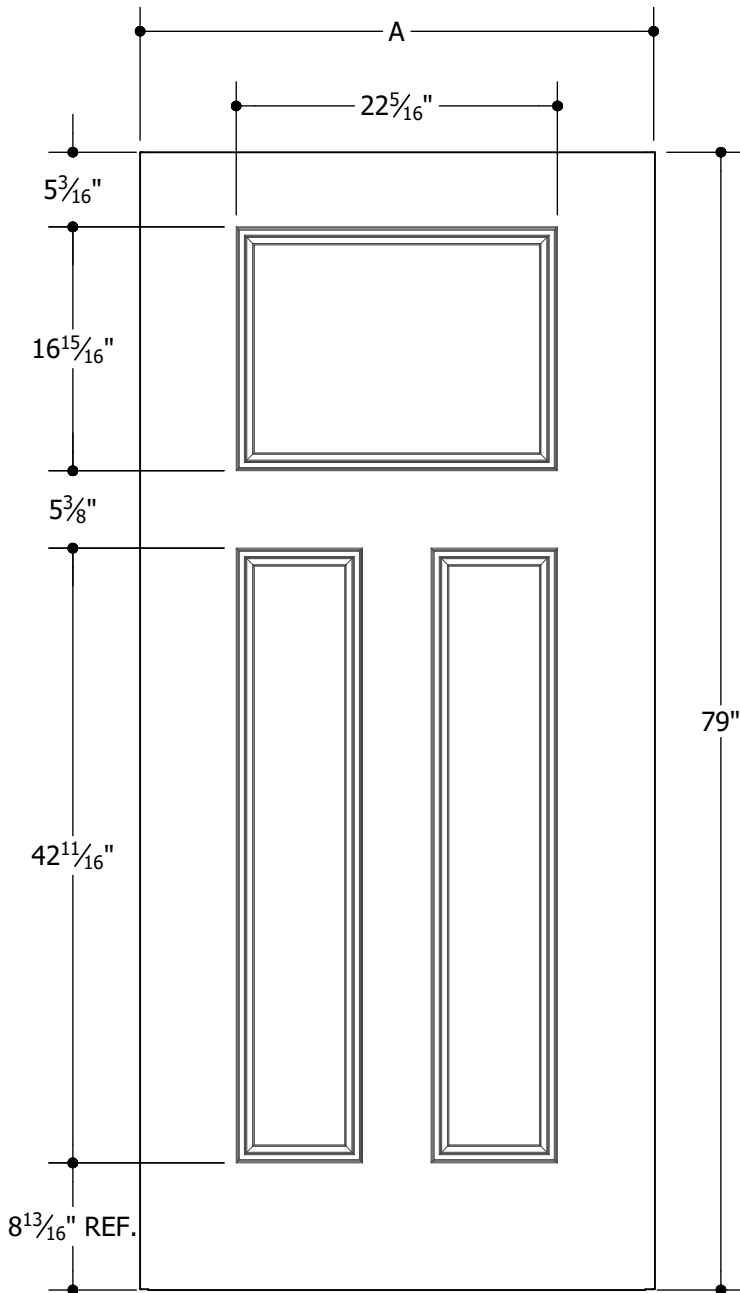
Filename: TM-HD-2P CMBR TP-68 005  
Revision: B  
Date: 9-28-18  
Section XX XX.X.X



MASONITE® WOOD-EDGE STEEL DOORS  
MASONITE® WOOD-EDGE 20-MINUTE RATED STEEL DOORS  
MASONITE® STEEL-EDGE STEEL DOORS  
MASONITE® STEEL-EDGE 90-MINUTE RATED STEEL DOORS

## Section XX XX.X.X

**MASONITE® HD 3-PANEL CRAFTSMAN 6'8"**  
MASONITE™ SPEC\*



6'8"	A	31-3/4"	2'8"
6'8"	A	33-3/4"	2'10"
6'8"	A	35-3/4"	3'0"

**Options:**

- MASONITE® HD WOOD-EDGE STEEL DOORS
- MASONITE® HD WOOD-EDGE 20-MINUTE RATED STEEL DOORS
- MASONITE® HD STEEL-EDGE STEEL DOORS
- MASONITE® HD STEEL-EDGE 90-MINUTE RATED STEEL DOORS

**Note:**

- Overall Length and Width Dimensions are +/- 1/16 inch

\*Available as Prem Spec

[www.masonite.com](http://www.masonite.com)

© 2017 Masonite International Corporation. All Rights Reserved.

Our continuing program of product improvement makes specifications, design and product detail subject to change without notice.

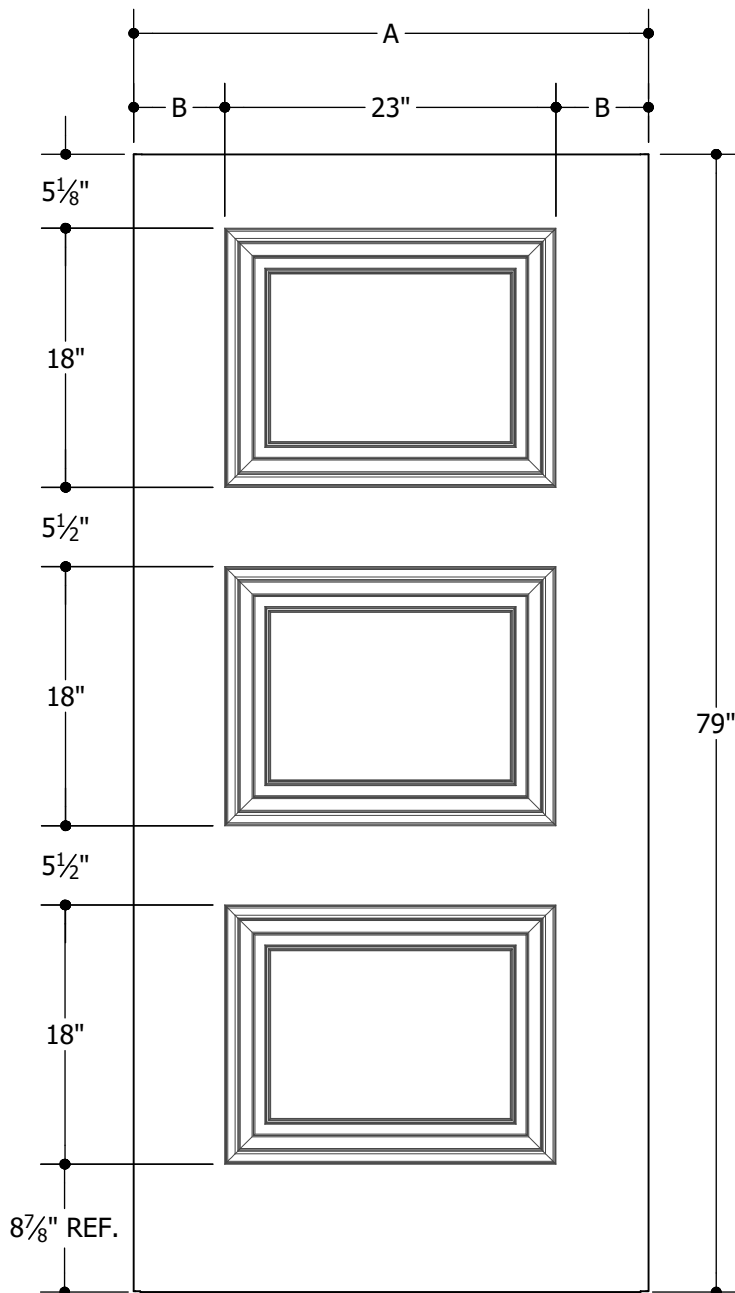
Filename: TM-HD-3P CRFT-68 007

Revision: B

Date: 9-28-18

Section XX XX.X.X

**MASONITE® HD 3-PANEL EQUAL 6'8"-7'0"**  
MASONITE™ SPEC\*



6'8"	A	31-3/4"	2'8"
	B	4-3/8"	
6'8"	A	33-3/4"	2'10"
	B	5-3/8"	
6'8"	A	35-3/4"	3'0"
	B	6-3/8"	

**Options:**

MASONITE® HD WOOD-EDGE STEEL DOORS  
MASONITE® HD WOOD-EDGE 20-MINUTE RATED STEEL DOORS  
MASONITE® HD STEEL-EDGE STEEL DOORS  
MASONITE® HD STEEL-EDGE 90-MINUTE RATED STEEL DOORS

**Note:**

1. Overall Length and Width Dimensions are +/- 1/16 inch
2. Available as 83" length, 12-7/8" bottom panel, in 3'-0" width only

\*Available as Prem Spec

[www.masonite.com](http://www.masonite.com)

© 2017 Masonite International Corporation. All Rights Reserved.

Our continuing program of product improvement makes specifications, design and product detail subject to change without notice.

Filename: TM-3P EQL-68 008

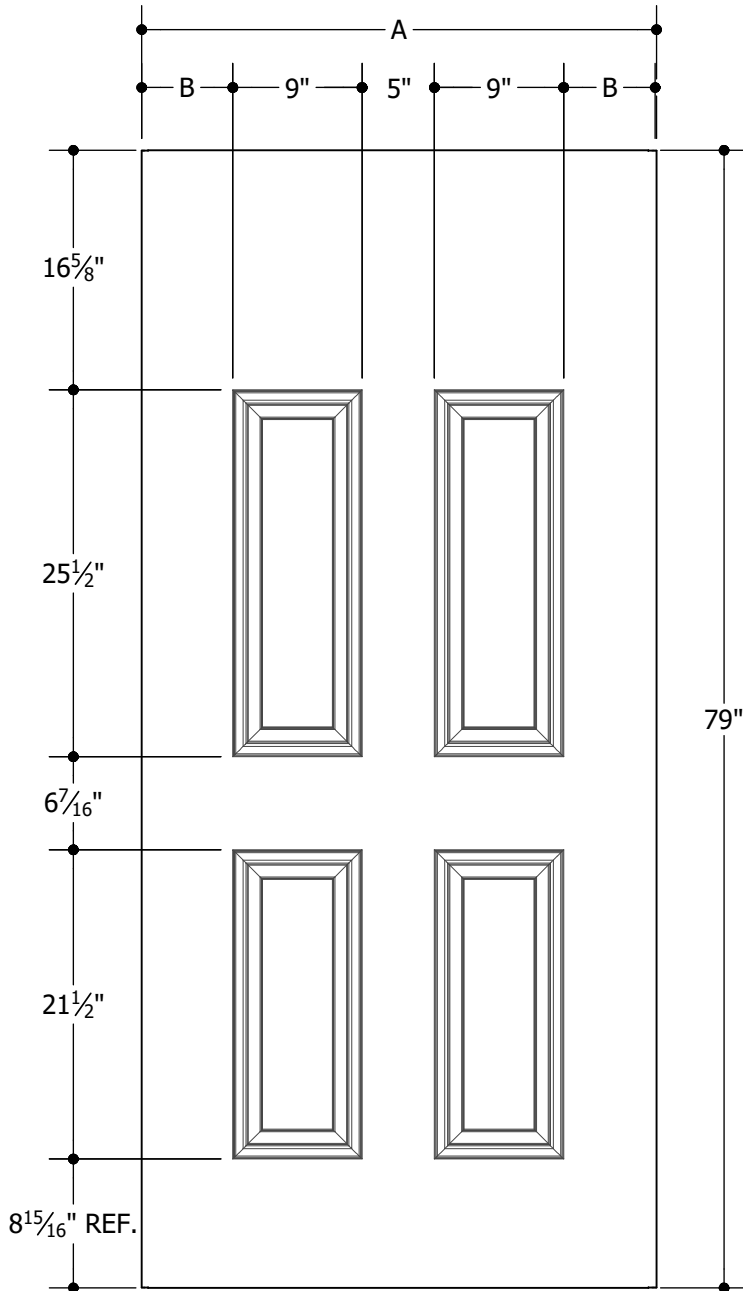
Revision: B

Date: 9-28-18

Section XX XX.X.X



**MASONITE® HD 4-PANEL BLANK TOP 6'8"-7'0"**  
MASONITE™ SPEC\*



6'8"	A	31-3/4"	2'8"
	B	4-3/8"	
6'8"	A	33-3/4"	2'10"
	B	5-3/8"	
6'8"	A	35-3/4"	3'0"
	B	6-3/8"	

**Options:**

MASONITE® HD WOOD-EDGE STEEL DOORS  
MASONITE® HD STEEL-EDGE STEEL DOORS

**Note:**

1. Overall Length and Width Dimensions are +/- 1/16 inch
2. Available as 83" length, 12-15/16" bottom panel

\*Available as Prem Spec

[www.masonite.com](http://www.masonite.com)

© 2017 Masonite International Corporation. All Rights Reserved.

Our continuing program of product improvement makes specifications, design and product detail subject to change without notice.

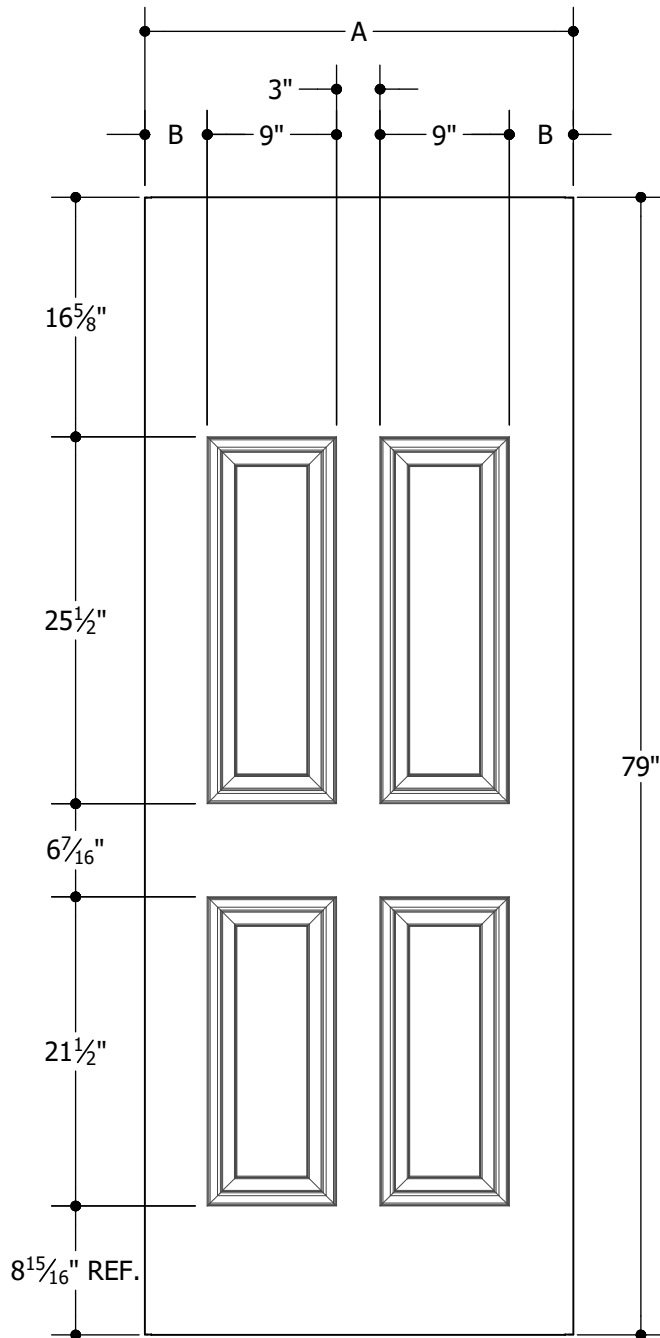
Filename: TM-HD-4P BLNK TP-68 009

Revision: B

Date: 9-28-18

Section XX XX.X.X

**MASONITE® HD 4-PANEL NARROW BLANK TOP 6'8"-7'0"**  
MASONITE™ SPEC\*



6'8"	A	29-3/4"	2'6"
	B	4-3/8"	

**Options:**

MASONITE® HD WOOD-EDGE STEEL DOORS  
MASONITE® HD STEEL-EDGE STEEL DOORS

**Note:**

- Overall Length and Width Dimensions are +/- 1/16 inch
- Available as 83" length, 12-15/16" bottom panel

\*Available as Prem Spec

[www.masonite.com](http://www.masonite.com)

© 2017 Masonite International Corporation. All Rights Reserved.

Our continuing program of product improvement makes specifications, design and product detail subject to change without notice.

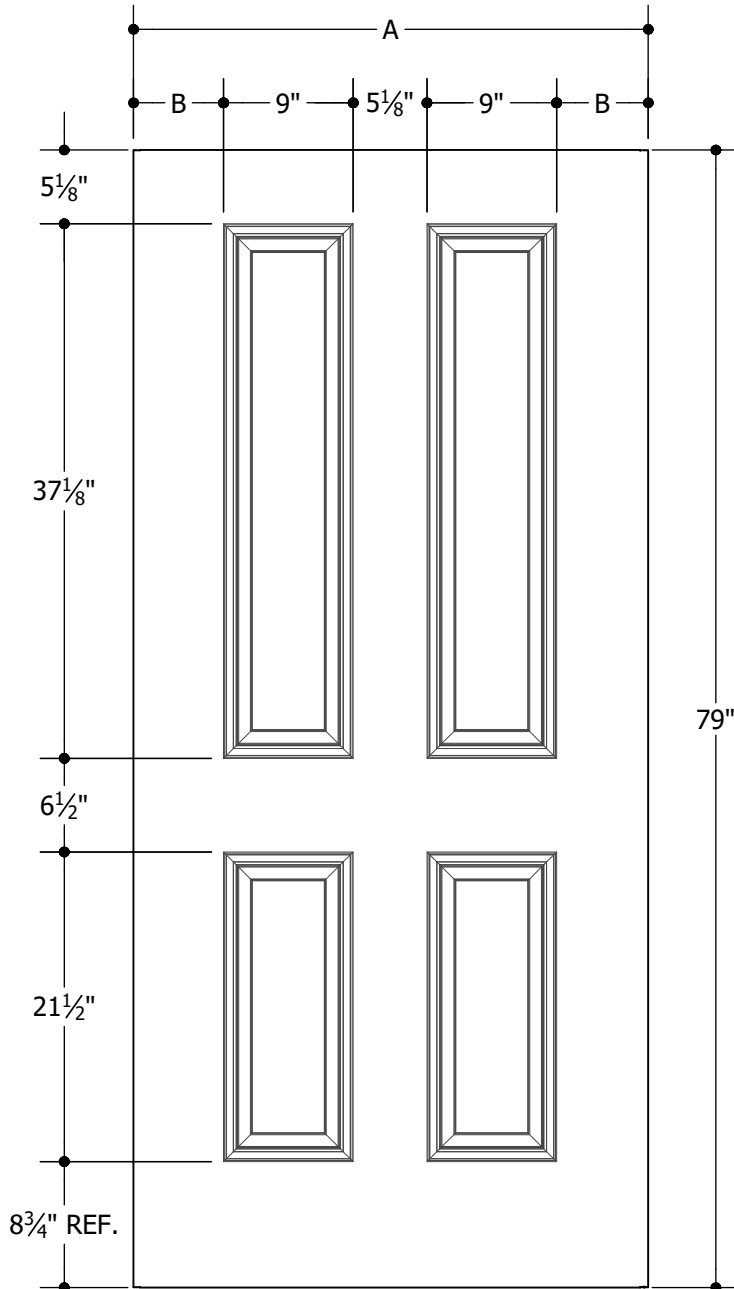
Filename: TM-HD-4P NRW BLNK TP-68 010

Revision: B

Date: 9-28-18

Section XX XX.X.X

**MASONITE® HD 4-PANEL NEW ENGLAND 6'8"**  
MASONITE™ SPEC\*



6'8"	A	31-3/4"	2'8"
	B	4-3/8"	
6'8"	A	33-3/4"	2'10"
	B	5-3/8"	
6'8"	A	35-3/4"	3'0"
	B	6-3/8"	

**Options:**

MASONITE® HD WOOD-EDGE STEEL DOORS  
MASONITE® HD WOOD-EDGE 20-MINUTE RATED STEEL DOORS  
MASONITE® HD STEEL-EDGE STEEL DOORS  
MASONITE® HD STEEL-EDGE 90-MINUTE RATED STEEL DOORS

**Note:**

1. Overall Length and Width Dimensions are +/- 1/16 inch

\*Available as Prem Spec

[www.masonite.com](http://www.masonite.com)

© 2017 Masonite International Corporation. All Rights Reserved.

Our continuing program of product improvement makes specifications, design and product detail subject to change without notice.

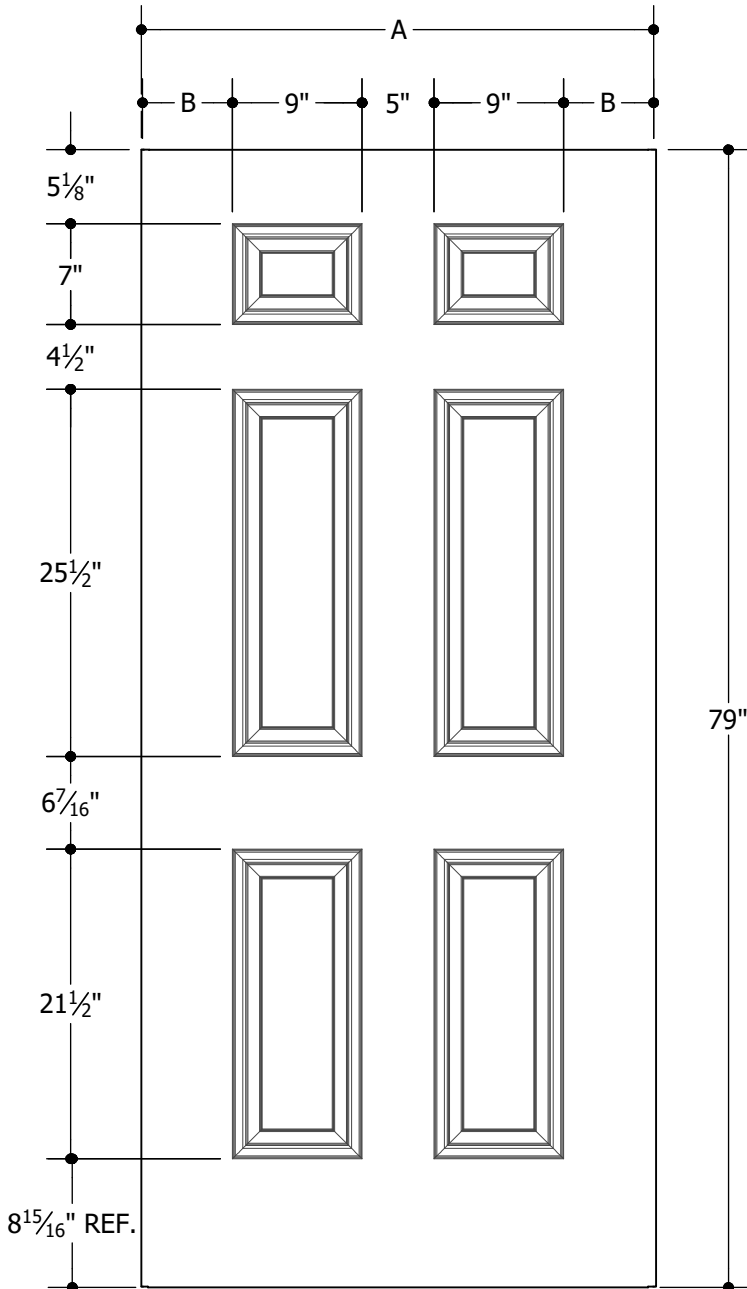
Filename: TM-HD-4P NE-68 011

Revision: B

Date: 9-28-18

Section XX XX.X.X

**MASONITE® HD 6-PANEL 6'8"-7'0"**  
MASONITE™ SPEC\*



6'8"	A	31-3/4"	2'8"
	B	4-3/8"	
6'8"	A	33-3/4"	2'10"
	B	5-3/8"	
6'8"	A	35-3/4"	3'0"
	B	6-3/8"	

**Options:**

- MASONITE® HD WOOD-EDGE STEEL EDGE
- MASONITE® HD WOOD-EDGE 20-MINUTE RATED STEEL DOORS
- MASONITE® HD STEEL-EDGE STEEL DOORS
- MASONITE® HD STEEL-EDGE 90-MINUTE RATED STEEL DOORS

**Note:**

- Overall Length and Width Dimensions are +/- 1/16 inch
- Available as 83" length, 12-15/16" bottom panel

\*Available as Prem Spec

[www.masonite.com](http://www.masonite.com)

© 2017 Masonite International Corporation. All Rights Reserved.

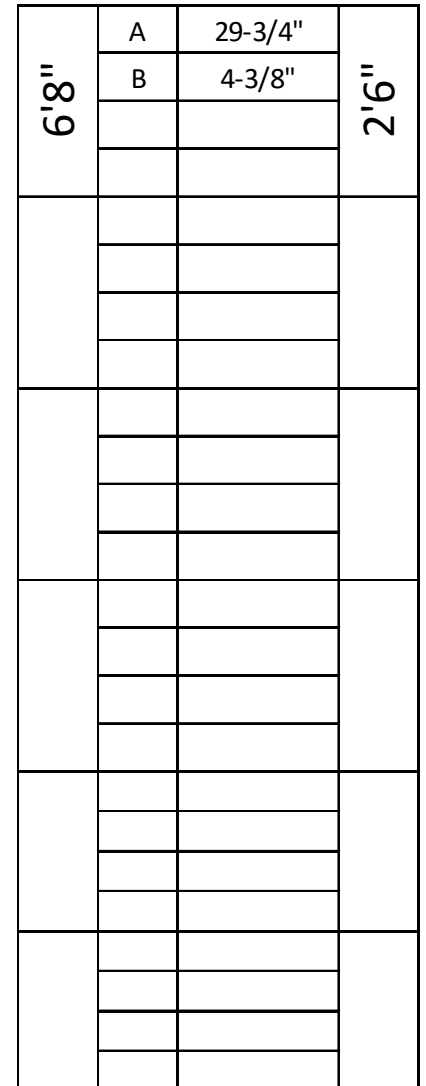
Our continuing program of product improvement makes specifications, design and product detail subject to change without notice.

Filename: TM-HD-6P-68 012

Revision: B

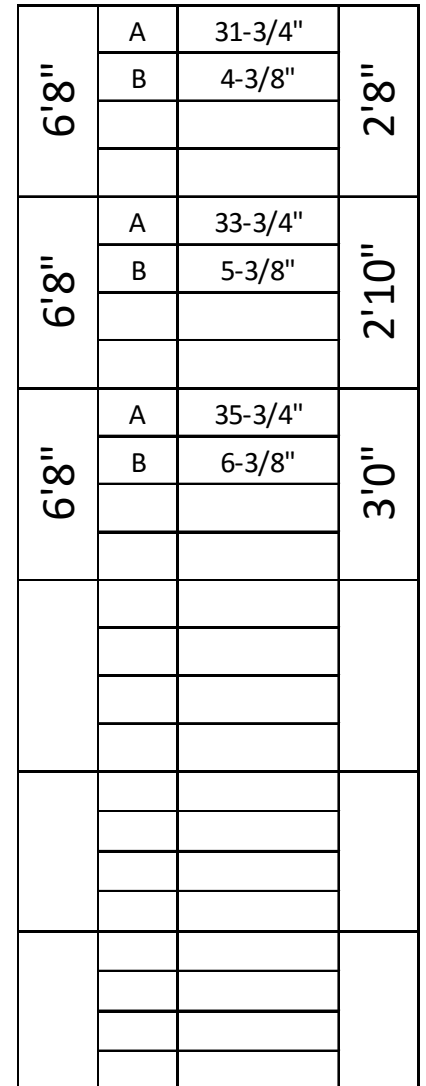
Date: 9-28-18

Section XX XX.X.X



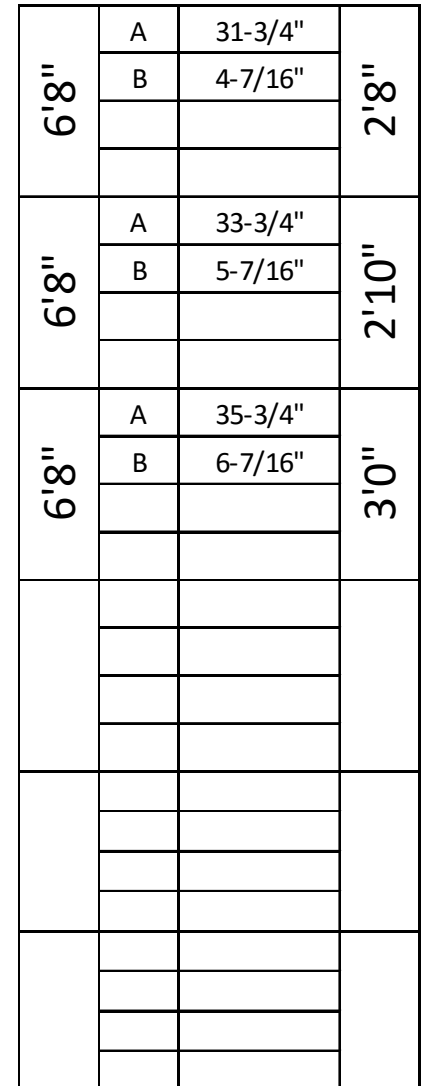
MASONITE® HD WOOD-EDGE STEEL EDGE  
MASONITE® HD WOOD-EDGE 20-MINUTE RATED STEEL DOORS  
MASONITE® HD STEEL-EDGE STEEL DOORS  
MASONITE® HD STEEL-EDGE 90-MINUTE RATED STEEL DOORS

## Section XX XX.X.X



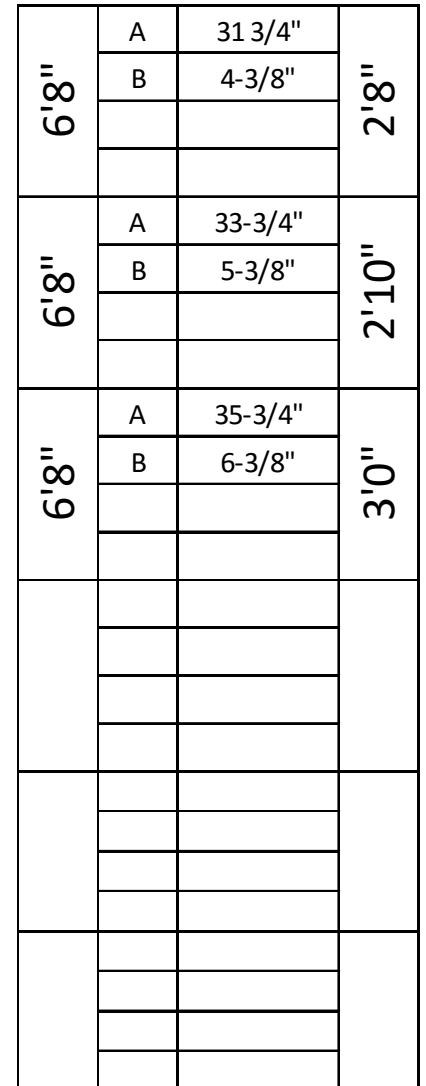
MASONITE® HD WOOD-EDGE STEEL DOORS  
MASONITE® HD WOOD-EDGE 20-MINUTE RATED STEEL DOORS  
MASONITE® HD STEEL-EDGE STEEL DOORS  
MASONITE® HD STEEL-EDGE 90-MINUTE RATED STEEL DOORS

## Section XX XX.X.X



MASONITE® HD WOOD-EDGE STEEL DOORS  
MASONITE® HD WOOD-EDGE 20-MINUTE RATED STEEL DOORS  
MASONITE® HD STEEL-EDGE STEEL DOORS  
MASONITE® HD STEEL-EDGE 90-MINUTE RATED STEEL DOORS

## Section XX XX.X.X



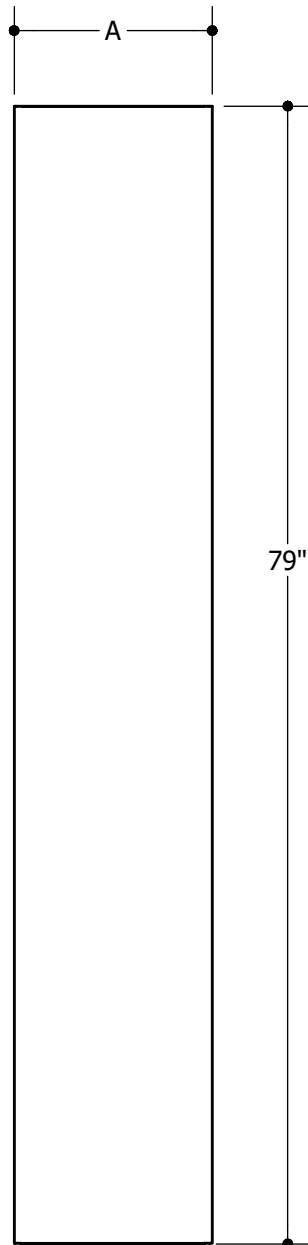
MASONITE® HD WOOD-EDGE STEEL DOORS  
MASONITE® HD WOOD-EDGE 20-MINUTE RATED STEEL DOORS  
MASONITE® HD STEEL-EDGE STEEL DOORS  
MASONITE® HD STEEL-EDGE 90-MINUTE RATED STEEL DOORS

## Section XX XX.X.X





**MASONITE® HD FLUSH SIDELITE 6'8"-7'0"**  
MASONITE™ SPEC\*



6'8"	A	10-3/8"	10"
6'8"	A	11-7/8"	12"
6'8"	A	13-7/8"	14"

**Options:**  
MASONITE® HD WOOD-EDGE STEEL SIDELITE

**Note:**

1. Overall Length and Width Dimensions are +/- 1/16 inch
2. Available as 83" length, in 12" and 14" only

\*Available as Prem Spec

[www.masonite.com](http://www.masonite.com)

© 2017 Masonite International Corporation. All Rights Reserved.

Our continuing program of product improvement makes specifications, design and product detail subject to change without notice.

Filename: TM-HD-FL SL-68 017

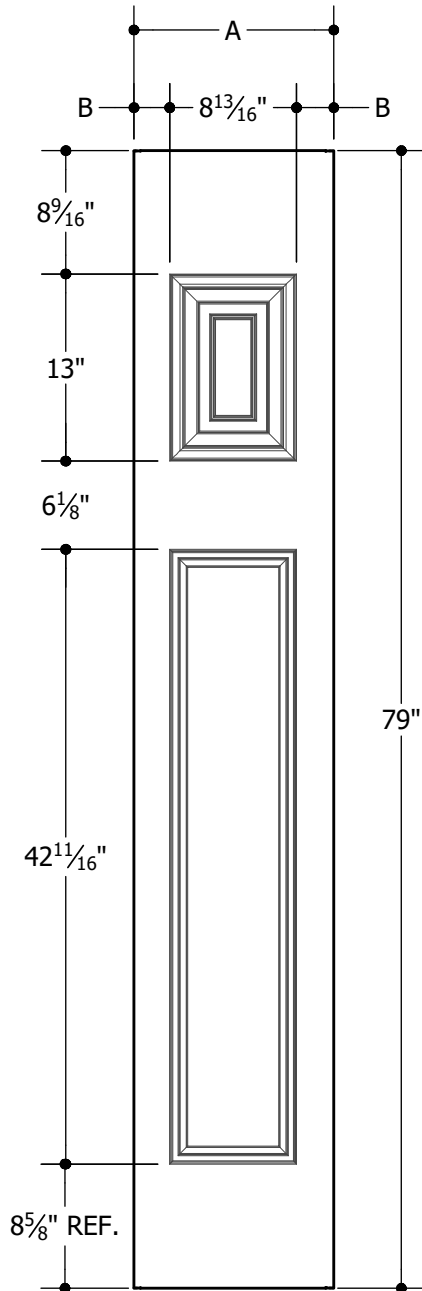
Revision: B

Date: 9-28-18

Section XX XX.X.X



**MASONITE® HD CRAFTSMAN & HOLLISTER SIDELITE 6'8"**  
MASONITE™ SPEC\*



6'8"	A	11-7/8"	12"
	B	1-2/5"	
6'8"	A	13-7/8"	14"
	B	2-2/5"	

**Options:**

MASONITE® HD WOOD-EDGE STEEL SIDELITE

**Note:**

1. Overall Length and Width Dimensions are +/- 1/16 inch

\*Available as Prem Spec

[www.masonite.com](http://www.masonite.com)

© 2017 Masonite International Corporation. All Rights Reserved.

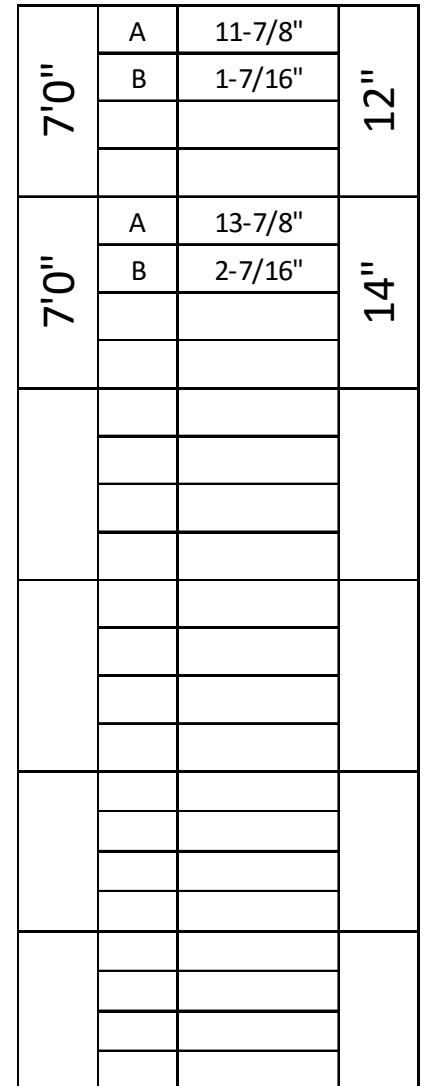
Our continuing program of product improvement makes specifications, design and product detail subject to change without notice.

Filename: TM-HD-CRFT HLSTR SL-68 019

Revision: B

Date: 9-28-18

Section XX XX.X.X



MASONITE® HD 7'0" WOOD-EDGE STEEL SIDELITE

Filename: TM-HD-3P-70 004  
Revision: A  
Date: 10-19-18  
Section XX XX.XX